

Survey Response Counts

Section: Purpose and Direction

Question / Institution			Strongly Agree	Agree	Neutral	Disagree	Strongly Disagree	Not Applicable	Total
			%	%	%	%	%	%	%
1. Our school's purpose statement is clearly focused on student success.	Clayton High School	Average Score	43.46%	43.85%	8.85%	0.38%	0.38%	3.08%	100%
		4.2	43.46%	43.85%	8.85%	0.38%	0.38%	3.08%	100%
	Total			43.46%	43.85%	8.85%	0.38%	0.38%	3.08%
2. Our school's purpose statement is formally reviewed and revised with involvement from parents.	Clayton High School	Average Score	18.85%	40.38%	30.38%	3.46%	1.15%	5.77%	100%
		3.55	18.85%	40.38%	30.38%	3.46%	1.15%	5.77%	100%
	Total			18.85%	40.38%	30.38%	3.46%	1.15%	5.77%
3. Our school has established goals and a plan for improving student learning.	Clayton High School	Average Score	31.15%	51.92%	13.08%	1.54%	0.77%	1.54%	100%
		4.07	31.15%	51.92%	13.08%	1.54%	0.77%	1.54%	100%
	Total			31.15%	51.92%	13.08%	1.54%	0.77%	1.54%
Total			31.15%	45.38%	17.44%	1.79%	0.77%	3.46%	100%

Section: Governance and Leadership

Question / Institution			Strongly Agree	Agree	Neutral	Disagree	Strongly Disagree	Not Applicable	Total
			%	%	%	%	%	%	%
4. Our school's governing body operates responsibly and functions effectively.	Clayton High School	Average Score	24.9%	44.49%	22.45%	3.67%	1.22%	3.27%	100%
		3.78	24.9%	44.49%	22.45%	3.67%	1.22%	3.27%	100%
	Total			24.9%	44.49%	22.45%	3.67%	1.22%	3.27%
5. Our school's governing body does not interfere with the operation or leadership of our school.	Clayton High School	Average Score	15.1%	39.18%	33.88%	3.67%	0.41%	7.76%	100%
		3.42	15.1%	39.18%	33.88%	3.67%	0.41%	7.76%	100%
	Total			15.1%	39.18%	33.88%	3.67%	0.41%	7.76%

Question / Institution			Strongly Agree	Agree	Neutral	Disagree	Strongly Disagree	Not Applicable	Total
			%	%	%	%	%	%	%
6. Our school has high expectations for students in all classes.	Clayton High School	Average Score	51.84%	37.96%	4.9%	3.27%	1.22%	0.82%	100%
		4.33	51.84%	37.96%	4.9%	3.27%	1.22%	0.82%	100%
	Total	51.84%	37.96%	4.9%	3.27%	1.22%	0.82%	100%	
7. Our school shares responsibility for student learning with its stakeholders.	Clayton High School	Average Score	29.39%	49.39%	13.88%	2.86%	0.82%	3.67%	100%
		3.93	29.39%	49.39%	13.88%	2.86%	0.82%	3.67%	100%
	Total	29.39%	49.39%	13.88%	2.86%	0.82%	3.67%	100%	
8. Our school communicates effectively about the school's goals and activities.	Clayton High School	Average Score	34.69%	47.35%	8.98%	6.12%	2.04%	0.82%	100%
		4.04	34.69%	47.35%	8.98%	6.12%	2.04%	0.82%	100%
	Total	34.69%	47.35%	8.98%	6.12%	2.04%	0.82%	100%	
9. Our school provides opportunities for stakeholders to be involved in the school.	Clayton High School	Average Score	29.39%	48.16%	15.51%	3.67%	0.82%	2.45%	100%
		3.94	29.39%	48.16%	15.51%	3.67%	0.82%	2.45%	100%
	Total	29.39%	48.16%	15.51%	3.67%	0.82%	2.45%	100%	
Total			30.88%	44.42%	16.6%	3.88%	1.09%	3.13%	100%

Section: Teaching and Assessing for Learning

Question / Institution			Strongly Agree	Agree	Neutral	Disagree	Strongly Disagree	Not Applicable	Total
			%	%	%	%	%	%	%
10. All of my child's teachers provide an equitable curriculum that meets his/her learning needs.	Clayton High School	Average Score	27.85%	50.21%	9.28%	9.7%	2.11%	0.84%	100%
		3.89	27.85%	50.21%	9.28%	9.7%	2.11%	0.84%	100%
	Total	27.85%	50.21%	9.28%	9.7%	2.11%	0.84%	100%	
11. All of my child's teachers give work that challenges my child.	Clayton High School	Average Score	38.4%	50.63%	6.33%	3.38%	1.27%	0%	100%
		4.22	38.4%	50.63%	6.33%	3.38%	1.27%	0%	100%
	Total	38.4%	50.63%	6.33%	3.38%	1.27%	0%	100%	
12. All of my child's teachers use a variety of teaching strategies and learning activities.	Clayton High School	Average Score	23.21%	48.1%	18.57%	8.02%	0.84%	1.27%	100%
		3.81	23.21%	48.1%	18.57%	8.02%	0.84%	1.27%	100%
	Total	23.21%	48.1%	18.57%	8.02%	0.84%	1.27%	100%	

Question / Institution			Strongly Agree	Agree	Neutral	Disagree	Strongly Disagree	Not Applicable	Total
			%	%	%	%	%	%	%
13. All of my child's teachers meet his/her learning needs by individualizing instruction.	Clayton High School	Average Score	14.35%	36.71%	27.43%	15.61%	4.64%	1.27%	100%
		3.37	14.35%	36.71%	27.43%	15.61%	4.64%	1.27%	100%
	Total		14.35%	36.71%	27.43%	15.61%	4.64%	1.27%	100%
14. All of my child's teachers work as a team to help my child learn.	Clayton High School	Average Score	16.03%	32.49%	33.33%	12.24%	4.64%	1.27%	100%
		3.39	16.03%	32.49%	33.33%	12.24%	4.64%	1.27%	100%
	Total		16.03%	32.49%	33.33%	12.24%	4.64%	1.27%	100%
15. All of my child's teachers help me to understand my child's progress.	Clayton High School	Average Score	19.83%	44.3%	19.83%	11.39%	3.38%	1.27%	100%
		3.62	19.83%	44.3%	19.83%	11.39%	3.38%	1.27%	100%
	Total		19.83%	44.3%	19.83%	11.39%	3.38%	1.27%	100%
16. All of my child's teachers keep me informed regularly of how my child is being graded.	Clayton High School	Average Score	16.03%	34.6%	27.85%	15.61%	4.22%	1.69%	100%
		3.38	16.03%	34.6%	27.85%	15.61%	4.22%	1.69%	100%
	Total		16.03%	34.6%	27.85%	15.61%	4.22%	1.69%	100%
17. All of my child's teachers report on my child's progress in easy to understand language.	Clayton High School	Average Score	19.83%	45.99%	24.89%	6.33%	1.69%	1.27%	100%
		3.72	19.83%	45.99%	24.89%	6.33%	1.69%	1.27%	100%
	Total		19.83%	45.99%	24.89%	6.33%	1.69%	1.27%	100%
18. My child sees a relationship between what is being taught and his/her everyday life.	Clayton High School	Average Score	12.24%	45.57%	31.22%	8.44%	1.27%	1.27%	100%
		3.55	12.24%	45.57%	31.22%	8.44%	1.27%	1.27%	100%
	Total		12.24%	45.57%	31.22%	8.44%	1.27%	1.27%	100%
19. My child knows the expectations for learning in all classes.	Clayton High School	Average Score	29.96%	59.49%	7.17%	2.11%	0.42%	0.84%	100%
		4.14	29.96%	59.49%	7.17%	2.11%	0.42%	0.84%	100%
	Total		29.96%	59.49%	7.17%	2.11%	0.42%	0.84%	100%
20. My child has at least one adult advocate in the school.	Clayton High School	Average Score	33.76%	40.08%	17.72%	5.06%	2.11%	1.27%	100%
		3.95	33.76%	40.08%	17.72%	5.06%	2.11%	1.27%	100%
	Total		33.76%	40.08%	17.72%	5.06%	2.11%	1.27%	100%
21. My child is given multiple assessments to measure his/her understanding of what was taught.	Clayton High School	Average Score	24.89%	54.01%	13.08%	5.91%	0.84%	1.27%	100%
		3.92	24.89%	54.01%	13.08%	5.91%	0.84%	1.27%	100%
	Total		24.89%	54.01%	13.08%	5.91%	0.84%	1.27%	100%

Question / Institution			Strongly Agree	Agree	Neutral	Disagree	Strongly Disagree	Not Applicable	Total
			%	%	%	%	%	%	%
22. My child has up-to-date computers and other technology to learn.	Clayton High School	Average Score	52.32%	43.04%	3.38%	0.42%	0%	0.84%	100%
		4.45	52.32%	43.04%	3.38%	0.42%	0%	0.84%	100%
	Total			52.32%	43.04%	3.38%	0.42%	0%	0.84%
23. My child has access to support services based on his/her identified needs.	Clayton High School	Average Score	29.54%	42.19%	15.61%	4.64%	2.11%	5.91%	100%
		3.75	29.54%	42.19%	15.61%	4.64%	2.11%	5.91%	100%
	Total			29.54%	42.19%	15.61%	4.64%	2.11%	5.91%
Total			25.59%	44.82%	18.26%	7.78%	2.11%	1.45%	100%

Section: Resources and Support Systems

Question / Institution			Strongly Agree	Agree	Neutral	Disagree	Strongly Disagree	Not Applicable	Total
			%	%	%	%	%	%	%
24. Our school provides qualified staff members to support student learning.	Clayton High School	Average Score	40.26%	49.78%	6.93%	2.6%	0.43%	0%	100%
		4.27	40.26%	49.78%	6.93%	2.6%	0.43%	0%	100%
	Total			40.26%	49.78%	6.93%	2.6%	0.43%	0%
25. Our school provides an adequate supply of learning resources that are current and in good condition.	Clayton High School	Average Score	48.05%	42.42%	7.79%	0.87%	0.87%	0%	100%
		4.36	48.05%	42.42%	7.79%	0.87%	0.87%	0%	100%
	Total			48.05%	42.42%	7.79%	0.87%	0.87%	0%
26. Our school provides a safe learning environment.	Clayton High School	Average Score	54.98%	40.26%	2.6%	0.43%	1.73%	0%	100%
		4.46	54.98%	40.26%	2.6%	0.43%	1.73%	0%	100%
	Total			54.98%	40.26%	2.6%	0.43%	1.73%	0%
27. Our school provides students with access to a variety of information resources to support their learning.	Clayton High School	Average Score	41.13%	48.48%	8.23%	1.3%	0.43%	0.43%	100%
		4.27	41.13%	48.48%	8.23%	1.3%	0.43%	0.43%	100%
	Total			41.13%	48.48%	8.23%	1.3%	0.43%	0.43%

Question / Institution			Strongly Agree	Agree	Neutral	Disagree	Strongly Disagree	Not Applicable	Total
			%	%	%	%	%	%	%
28. Our school provides excellent support services (e.g., counseling, and/or career planning).	Clayton High School	Average Score	35.93%	42.42%	14.72%	3.46%	1.73%	1.73%	100%
		4.02	35.93%	42.42%	14.72%	3.46%	1.73%	1.73%	100%
	Total			35.93%	42.42%	14.72%	3.46%	1.73%	1.73%
29. Our school provides opportunities for students to participate in activities that interest them.	Clayton High School	Average Score	50.65%	44.16%	4.33%	0.43%	0.43%	0%	100%
		4.44	50.65%	44.16%	4.33%	0.43%	0.43%	0%	100%
	Total			50.65%	44.16%	4.33%	0.43%	0.43%	0%
30. Our school ensures that the facilities support student learning.	Clayton High School	Average Score	46.32%	44.16%	9.09%	0%	0.43%	0%	100%
		4.36	46.32%	44.16%	9.09%	0%	0.43%	0%	100%
	Total			46.32%	44.16%	9.09%	0%	0.43%	0%
31. Our school ensures the effective use of financial resources.	Clayton High School	Average Score	20.78%	45.45%	27.27%	1.73%	0.43%	4.33%	100%
		3.71	20.78%	45.45%	27.27%	1.73%	0.43%	4.33%	100%
	Total			20.78%	45.45%	27.27%	1.73%	0.43%	4.33%
32. Our school ensures that instructional time is protected and interruptions are minimized.	Clayton High School	Average Score	27.71%	50.65%	18.61%	1.3%	0.43%	1.3%	100%
		4.0	27.71%	50.65%	18.61%	1.3%	0.43%	1.3%	100%
	Total			27.71%	50.65%	18.61%	1.3%	0.43%	1.3%
Total			40.64%	45.31%	11.06%	1.35%	0.77%	0.87%	100%

Section: Using Results for Continuous Improvement

Question / Institution			Strongly Agree	Agree	Neutral	Disagree	Strongly Disagree	Not Applicable	Total
			%	%	%	%	%	%	%
33. Our school ensures that all staff members monitor and report the achievement of school goals.	Clayton High School	Average Score	16.59%	43.67%	31.44%	3.06%	0.87%	4.37%	100%
		3.59	16.59%	43.67%	31.44%	3.06%	0.87%	4.37%	100%
	Total			16.59%	43.67%	31.44%	3.06%	0.87%	4.37%

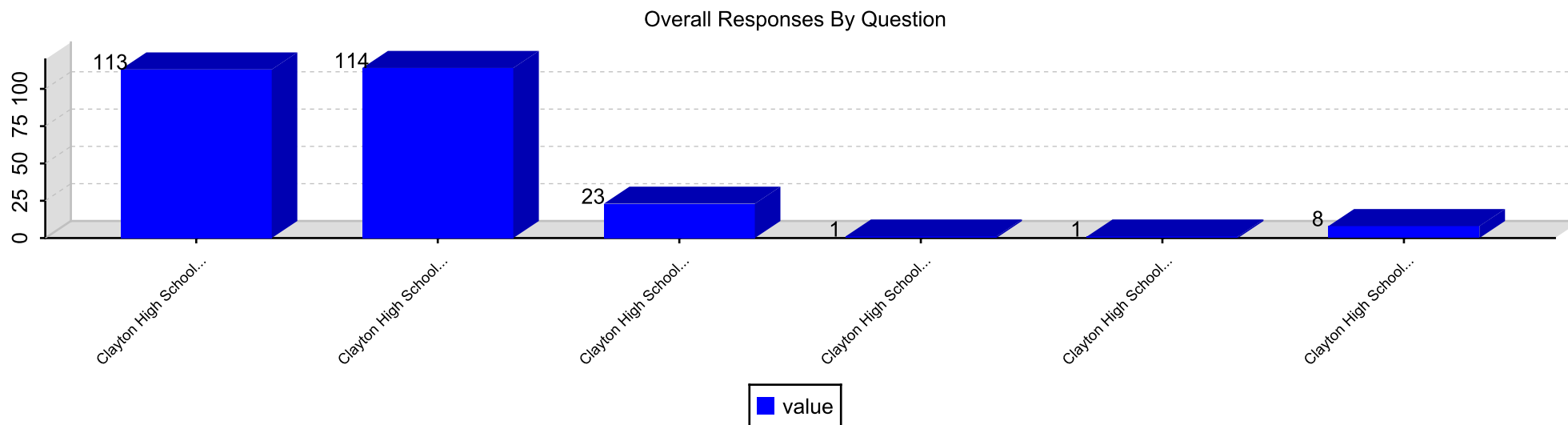
Question / Institution		Strongly Agree	Agree	Neutral	Disagree	Strongly Disagree	Not Applicable	Total	
		%	%	%	%	%	%	%	
34. My child is prepared for success in the next school year.	Clayton High School	Average Score	31.88%	54.15%	8.73%	2.18%	0.44%	2.62%	100%
		4.07	31.88%	54.15%	8.73%	2.18%	0.44%	2.62%	100%
	Total	31.88%	54.15%	8.73%	2.18%	0.44%	2.62%	100%	
35. My child has administrators and teachers that monitor and inform me of his/her learning progress.	Clayton High School	Average Score	23.14%	43.67%	16.59%	13.1%	2.62%	0.87%	100%
		3.69	23.14%	43.67%	16.59%	13.1%	2.62%	0.87%	100%
	Total	23.14%	43.67%	16.59%	13.1%	2.62%	0.87%	100%	
Total		23.87%	47.16%	18.92%	6.11%	1.31%	2.62%	100%	

Responses By Section and Question

Section: Purpose and Direction

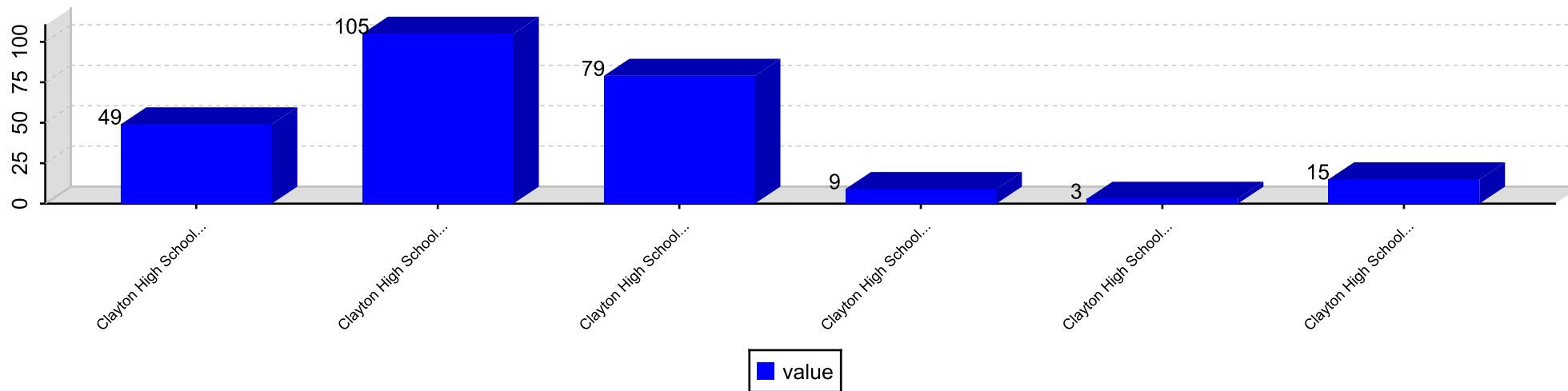
Responses By Question

Question 1. Our school's purpose statement is clearly focused on student success.



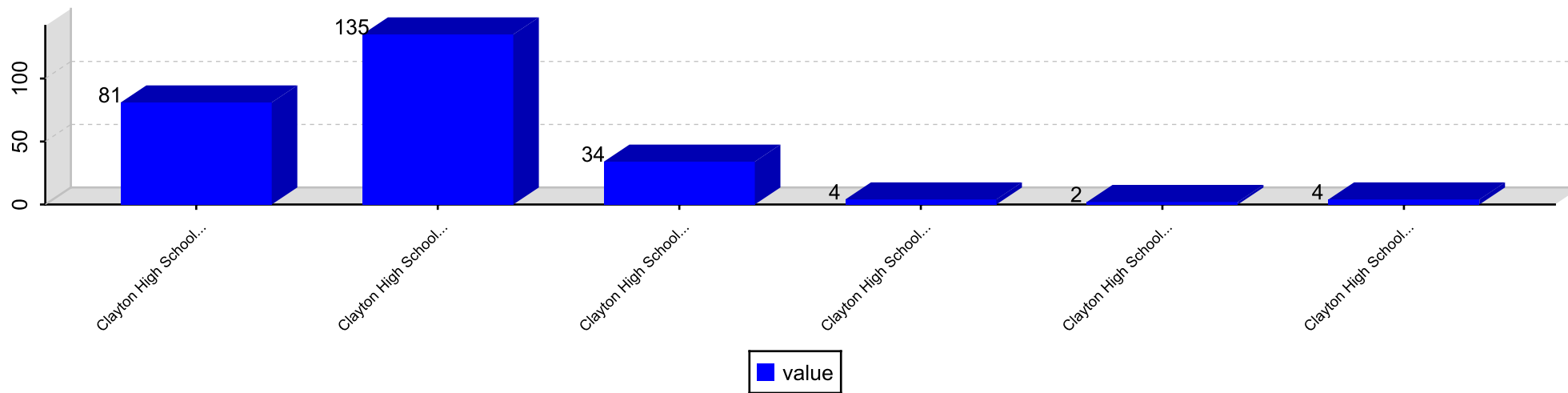
Question 2. Our school's purpose statement is formally reviewed and revised with involvement from parents.

Overall Responses By Question



Question 3. Our school has established goals and a plan for improving student learning.

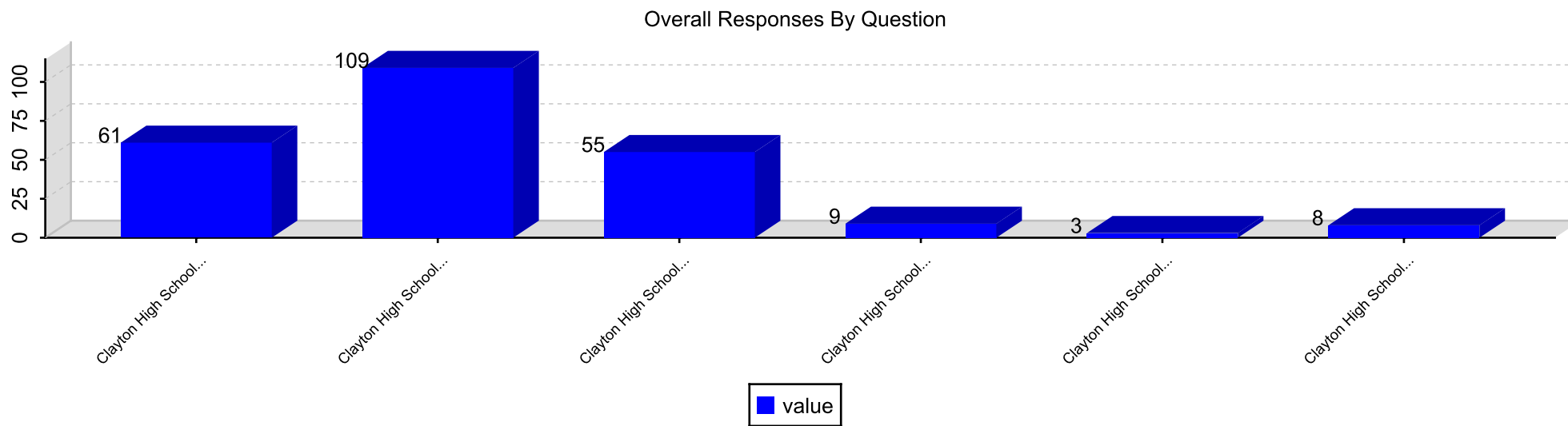
Overall Responses By Question



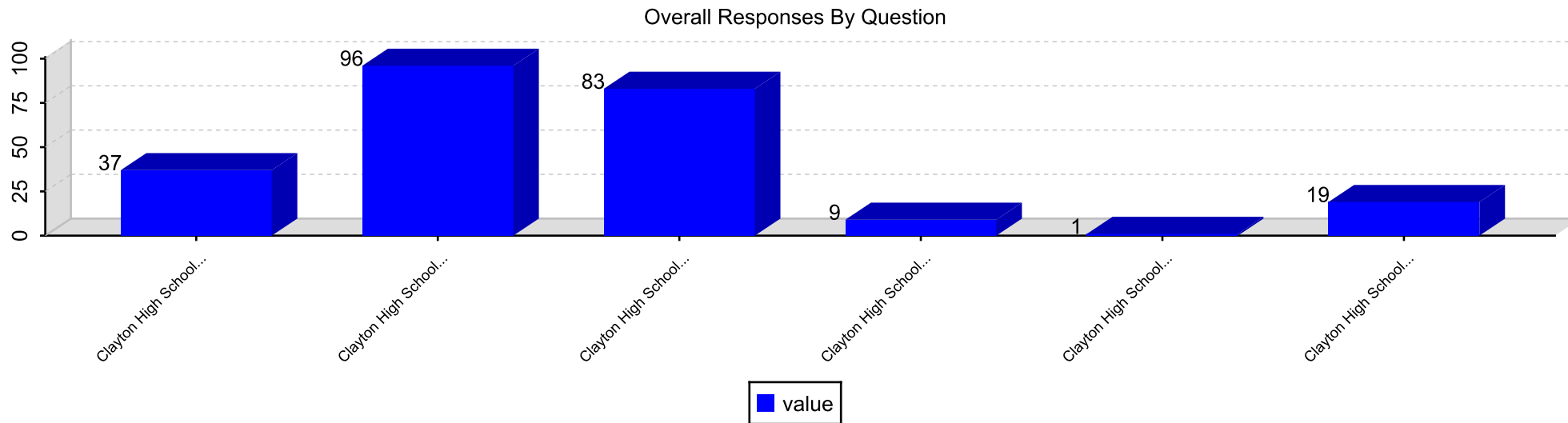
Section: Governance and Leadership

Responses By Question

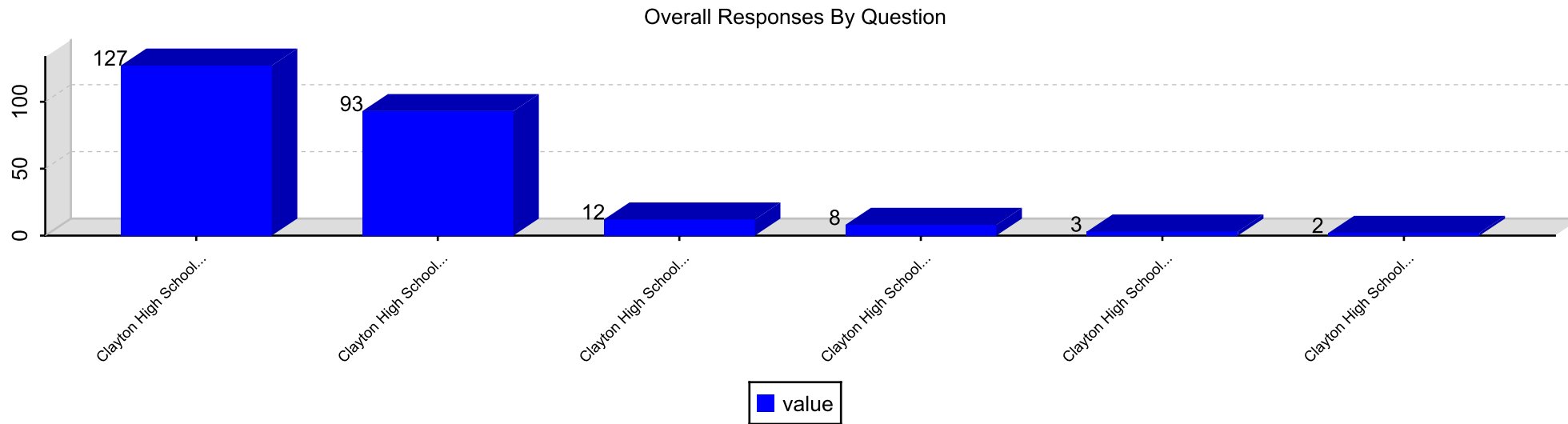
Question 4. Our school's governing body operates responsibly and functions effectively.



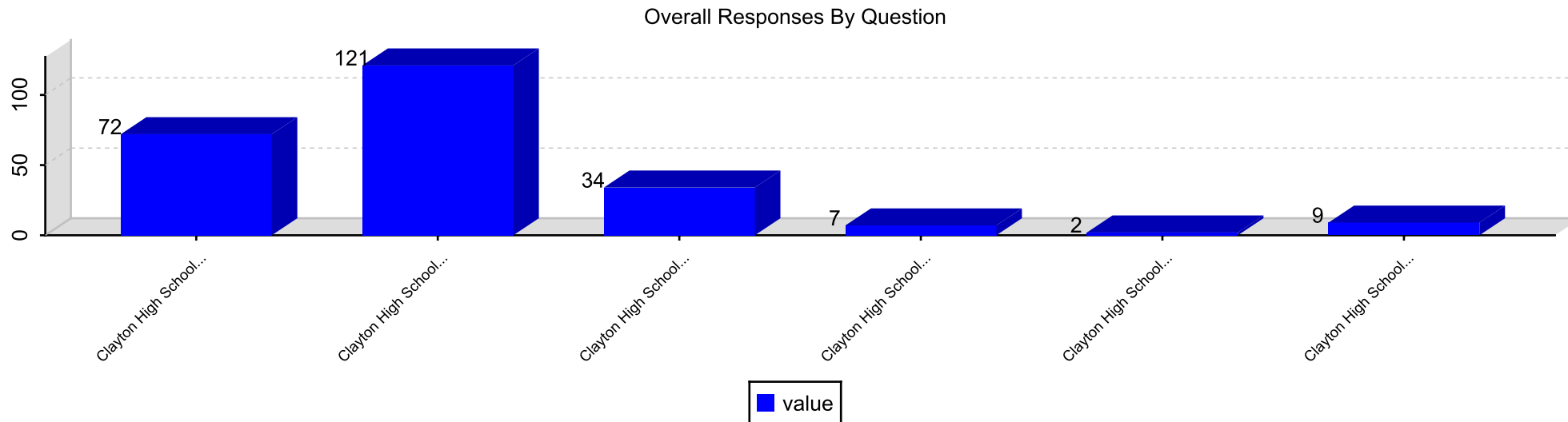
Question 5. Our school's governing body does not interfere with the operation or leadership of our school.



Question 6. Our school has high expectations for students in all classes.

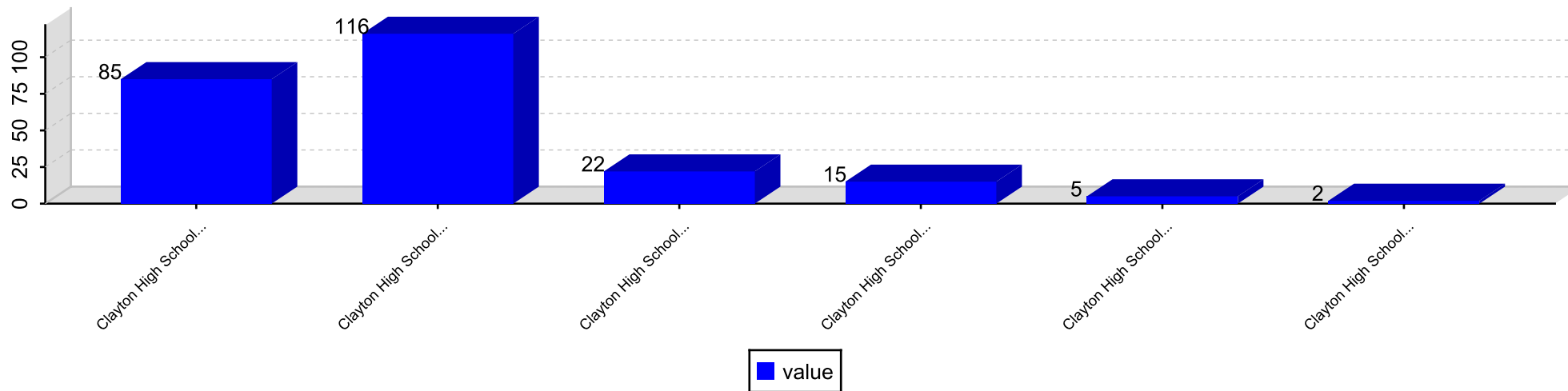


Question 7. Our school shares responsibility for student learning with its stakeholders.



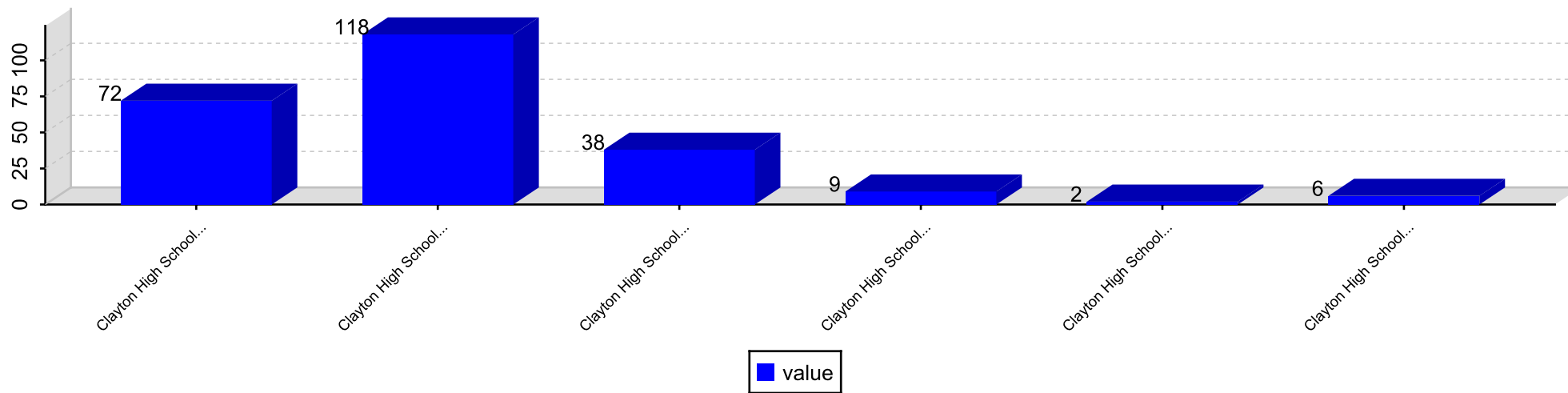
Question 8. Our school communicates effectively about the school's goals and activities.

Overall Responses By Question



Question 9. Our school provides opportunities for stakeholders to be involved in the school.

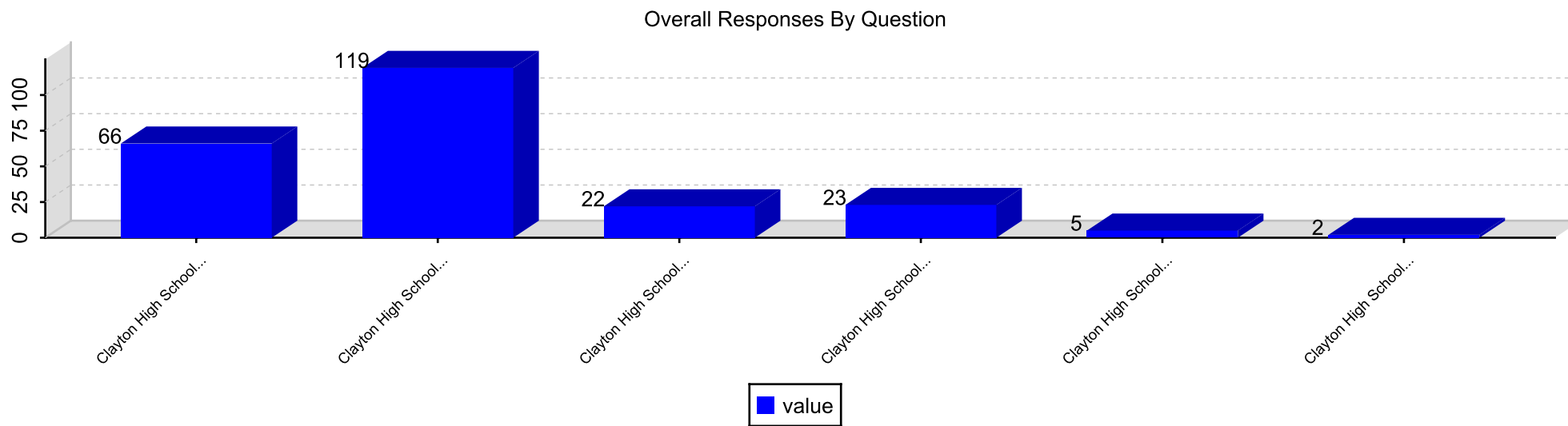
Overall Responses By Question



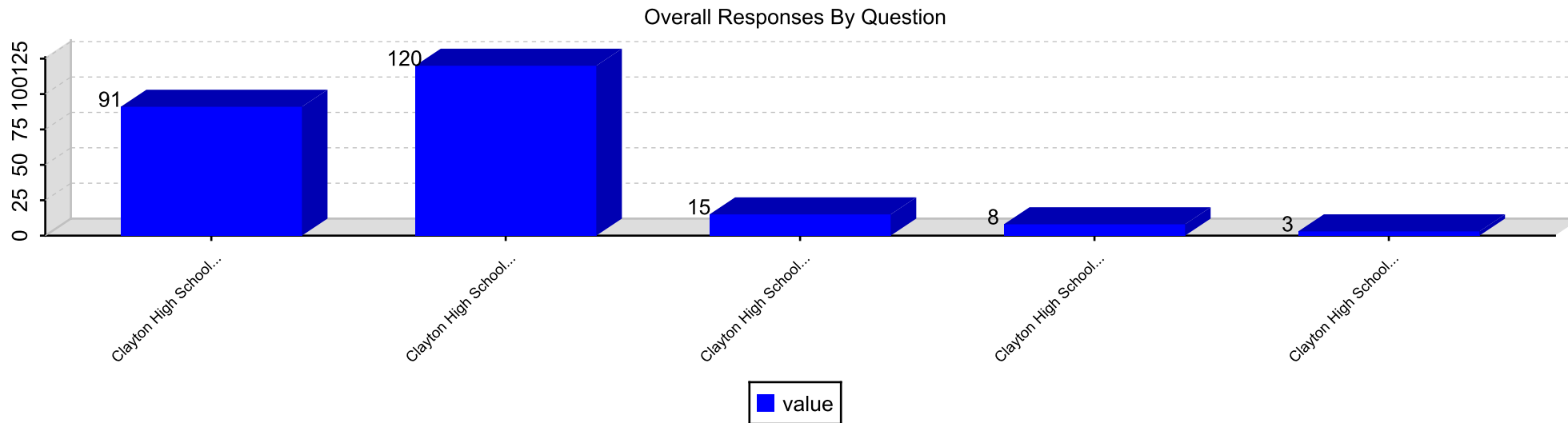
Section: Teaching and Assessing for Learning

Responses By Question

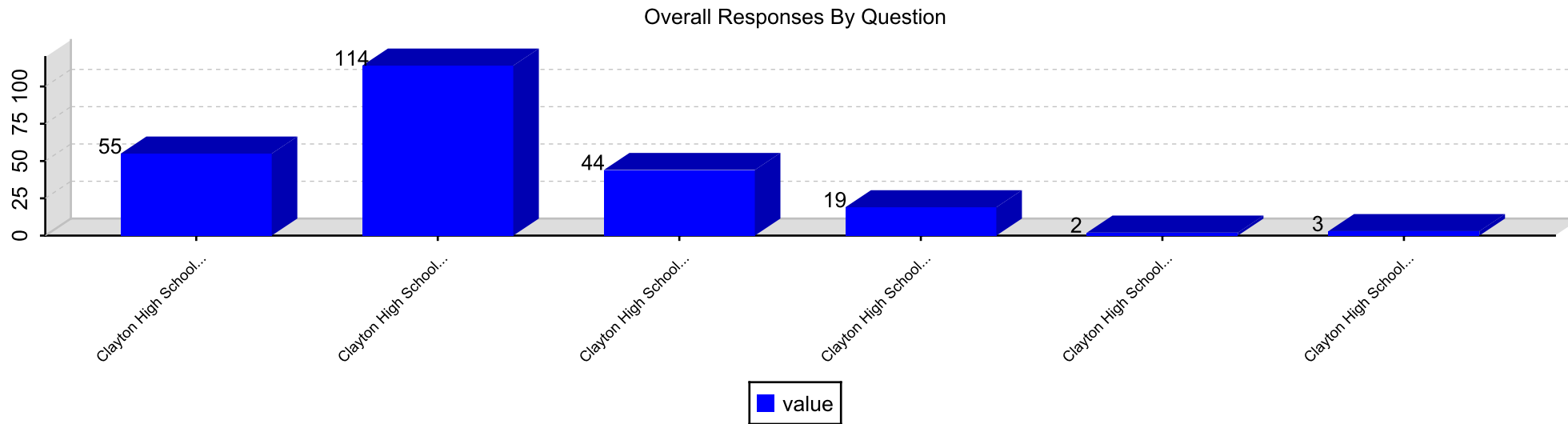
Question 10. All of my child's teachers provide an equitable curriculum that meets his/her learning needs.



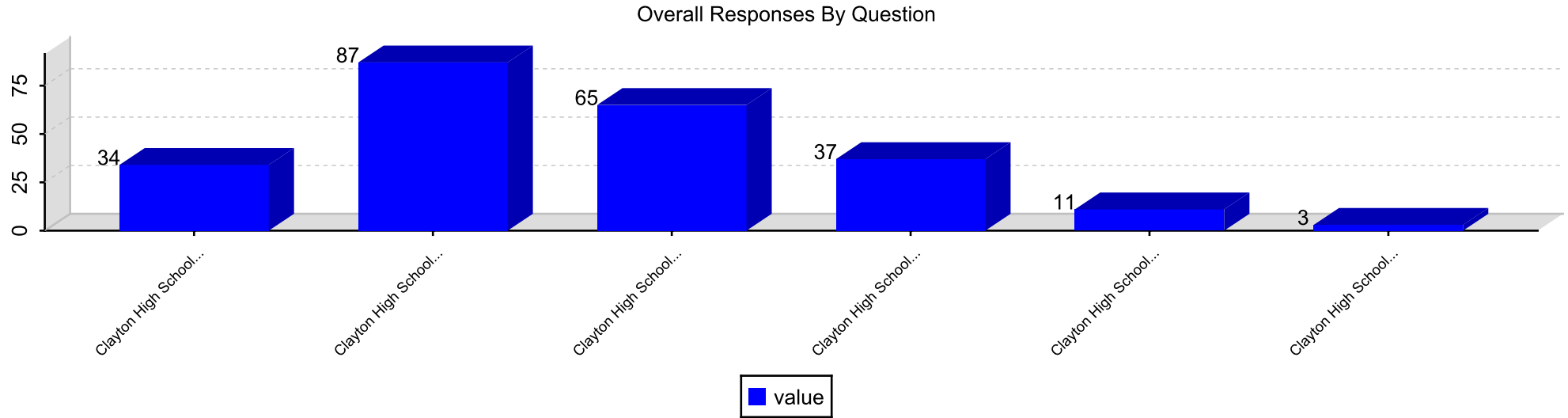
Question 11. All of my child's teachers give work that challenges my child.



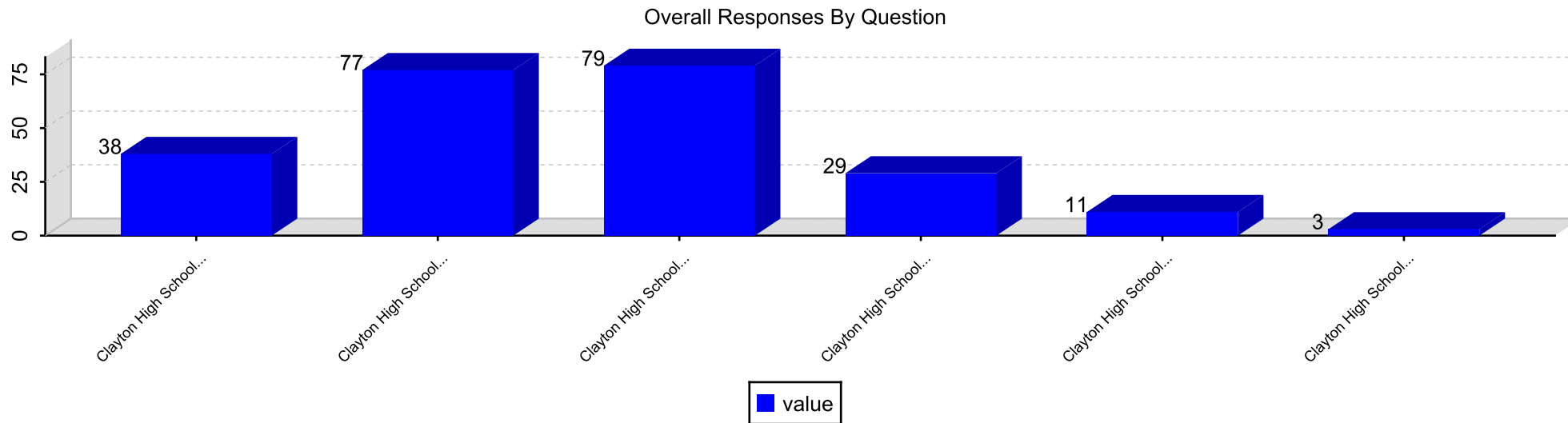
Question 12. All of my child's teachers use a variety of teaching strategies and learning activities.



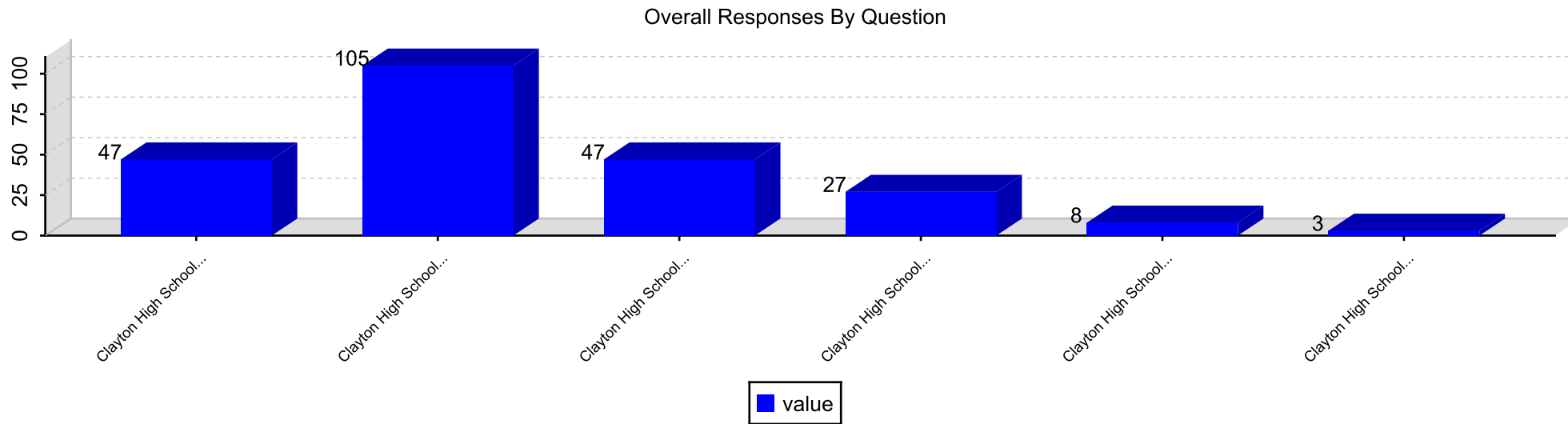
Question 13. All of my child's teachers meet his/her learning needs by individualizing instruction.



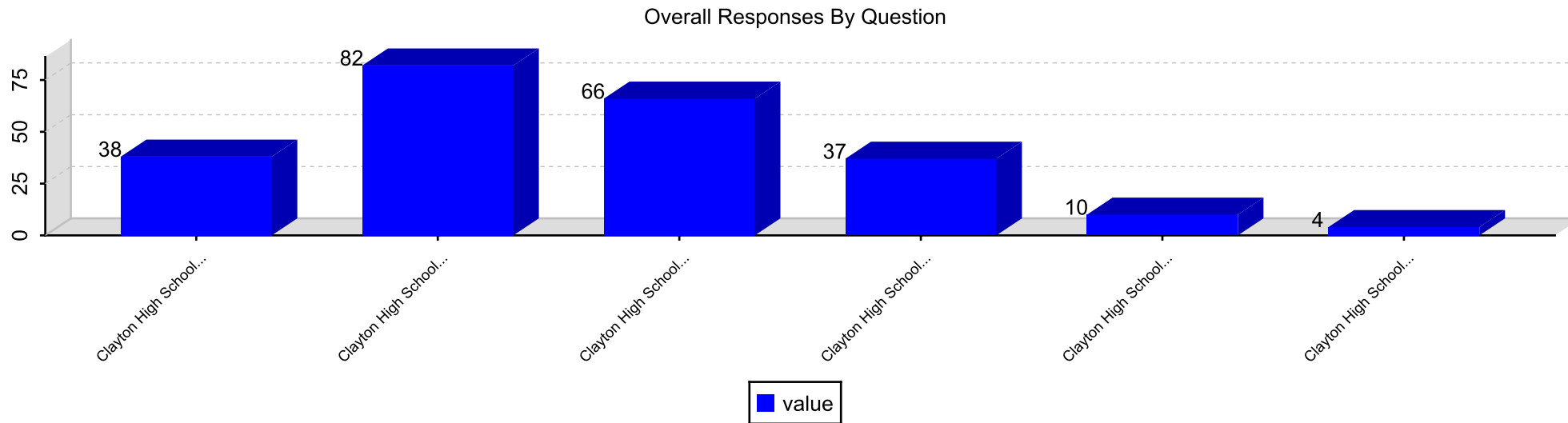
Question 14. All of my child's teachers work as a team to help my child learn.



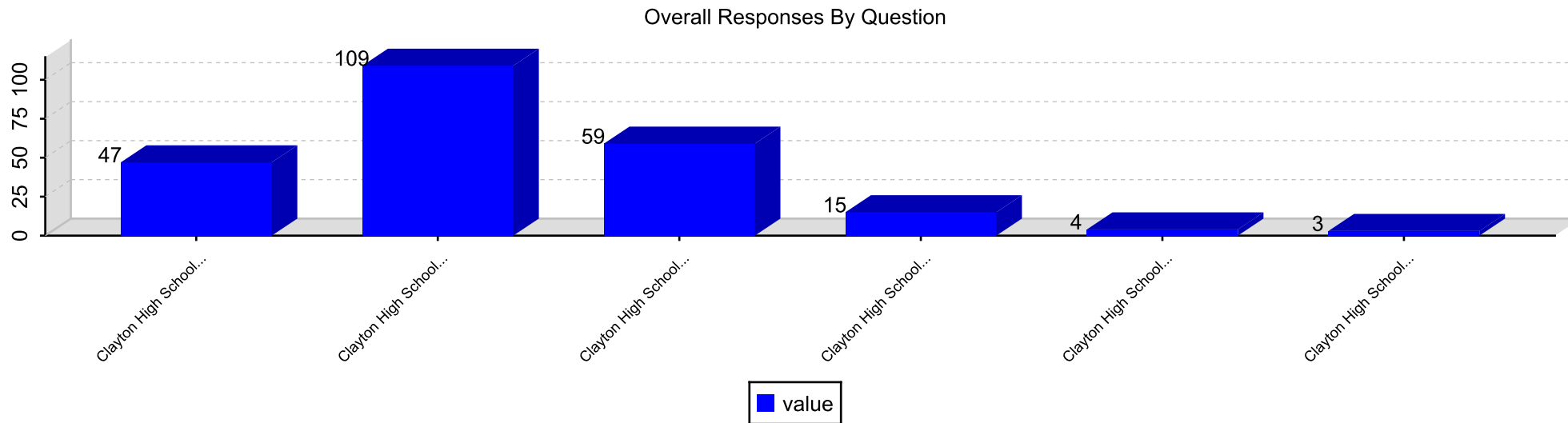
Question 15. All of my child's teachers help me to understand my child's progress.



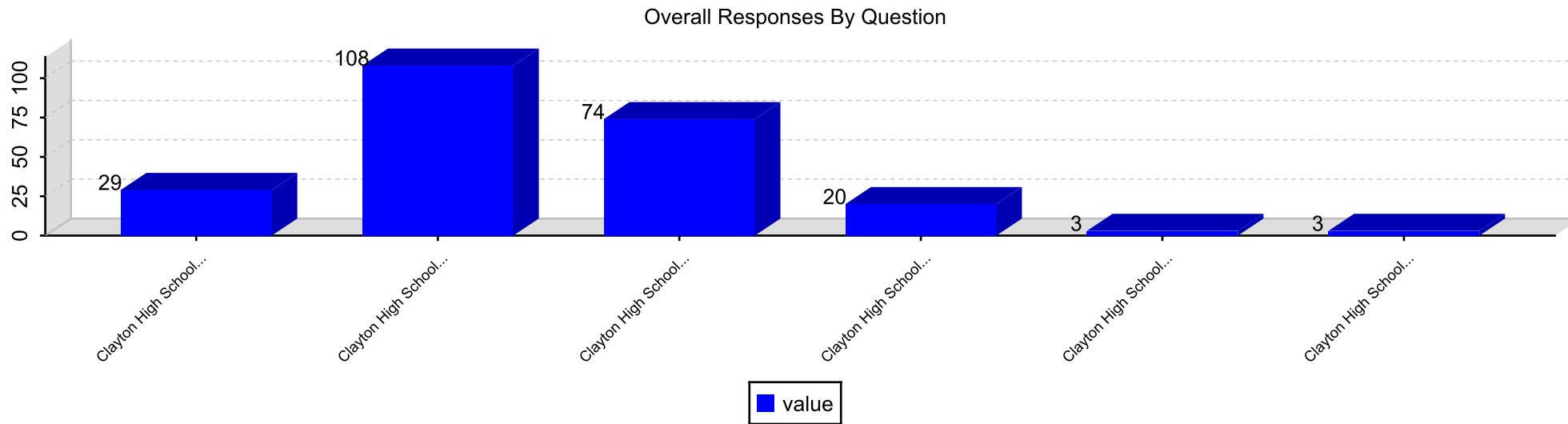
Question 16. All of my child's teachers keep me informed regularly of how my child is being graded.



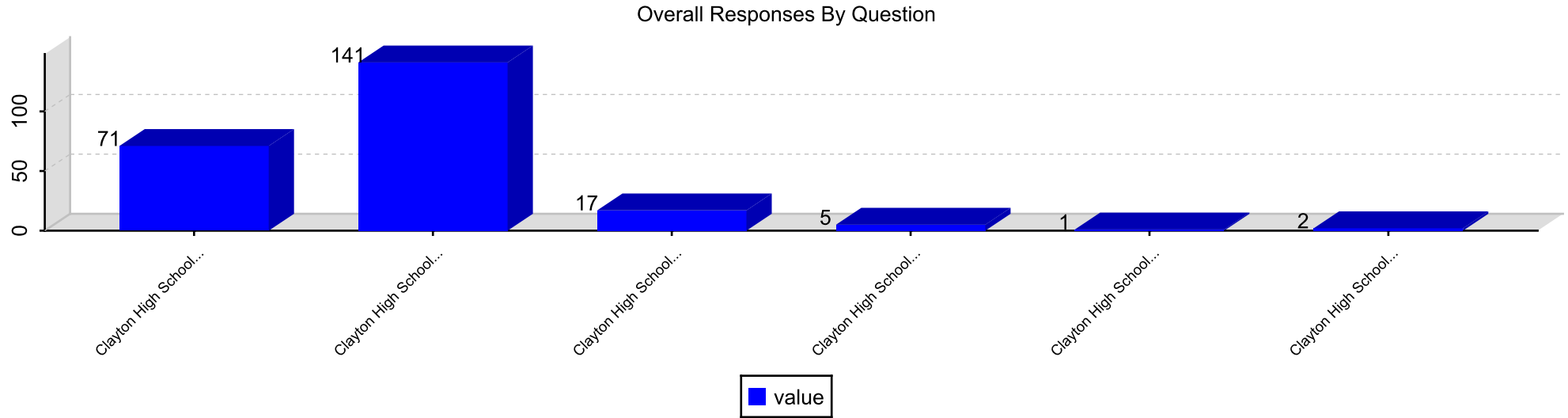
Question 17. All of my child's teachers report on my child's progress in easy to understand language.



Question 18. My child sees a relationship between what is being taught and his/her everyday life.

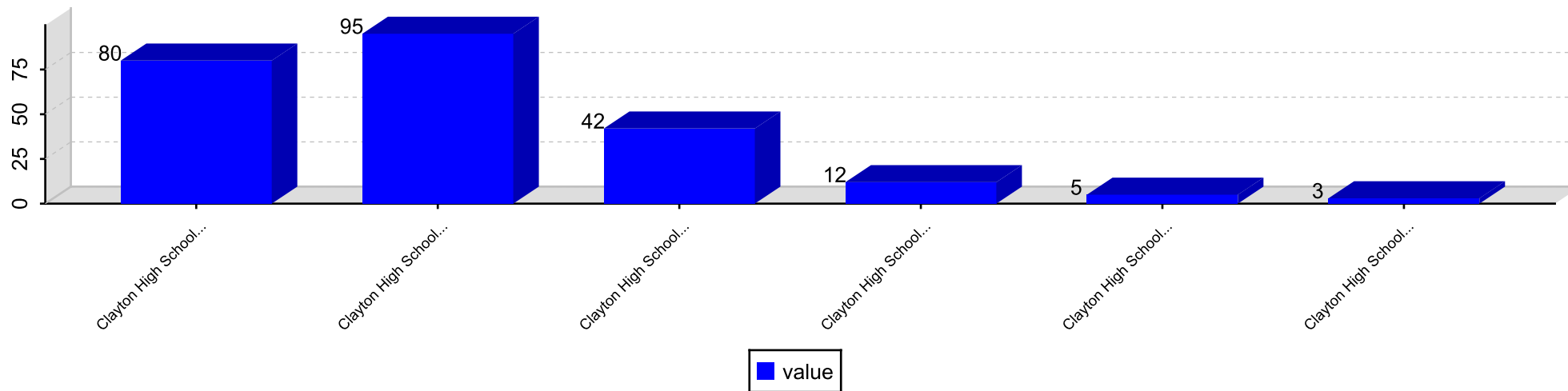


Question 19. My child knows the expectations for learning in all classes.



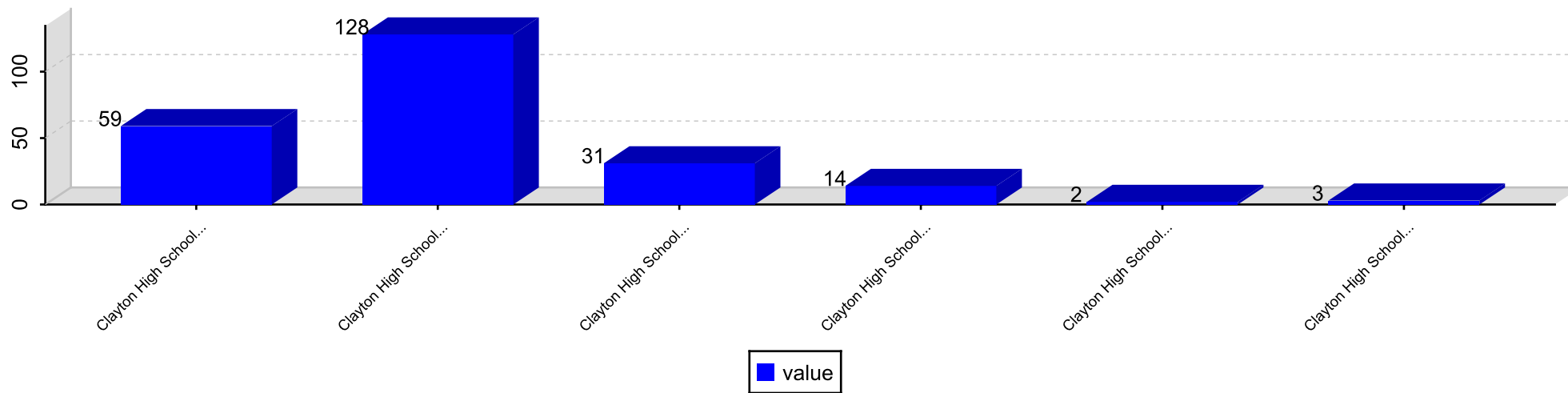
Question 20. My child has at least one adult advocate in the school.

Overall Responses By Question

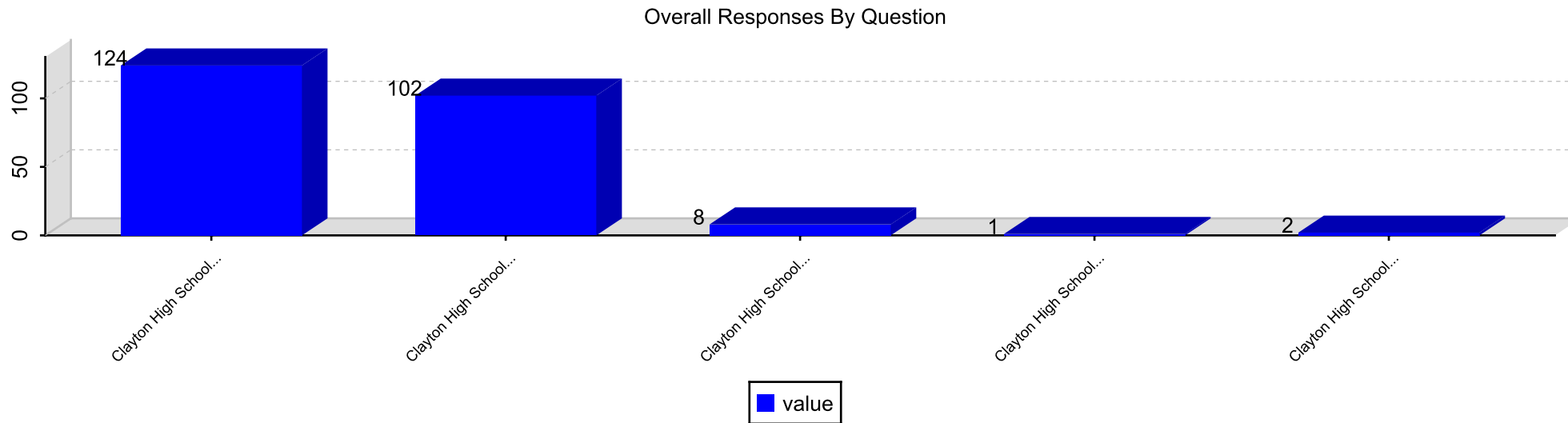


Question 21. My child is given multiple assessments to measure his/her understanding of what was taught.

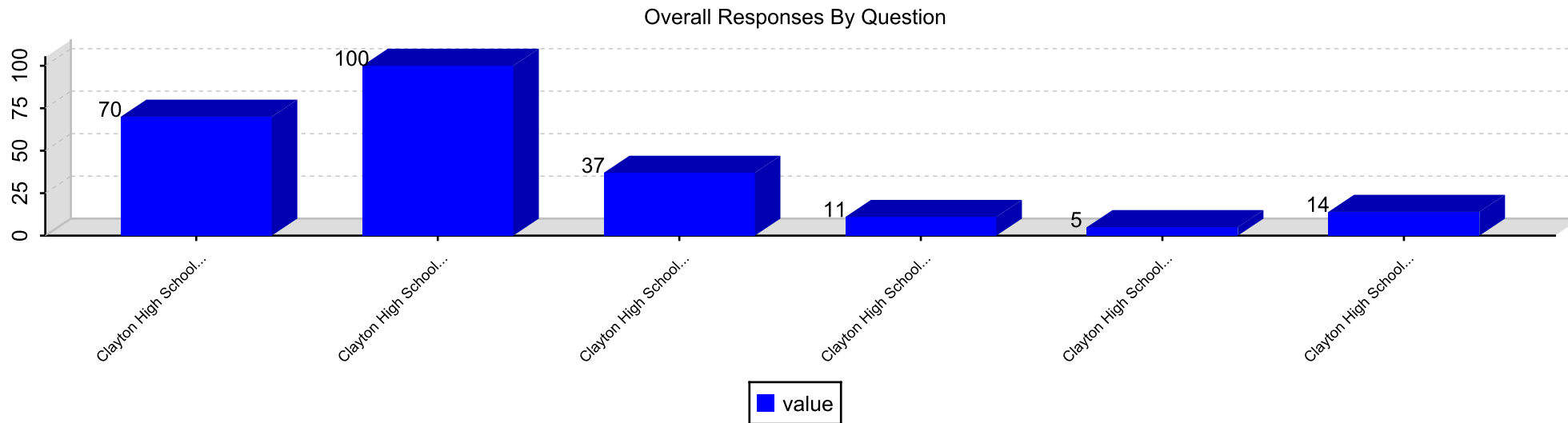
Overall Responses By Question



Question 22. My child has up-to-date computers and other technology to learn.



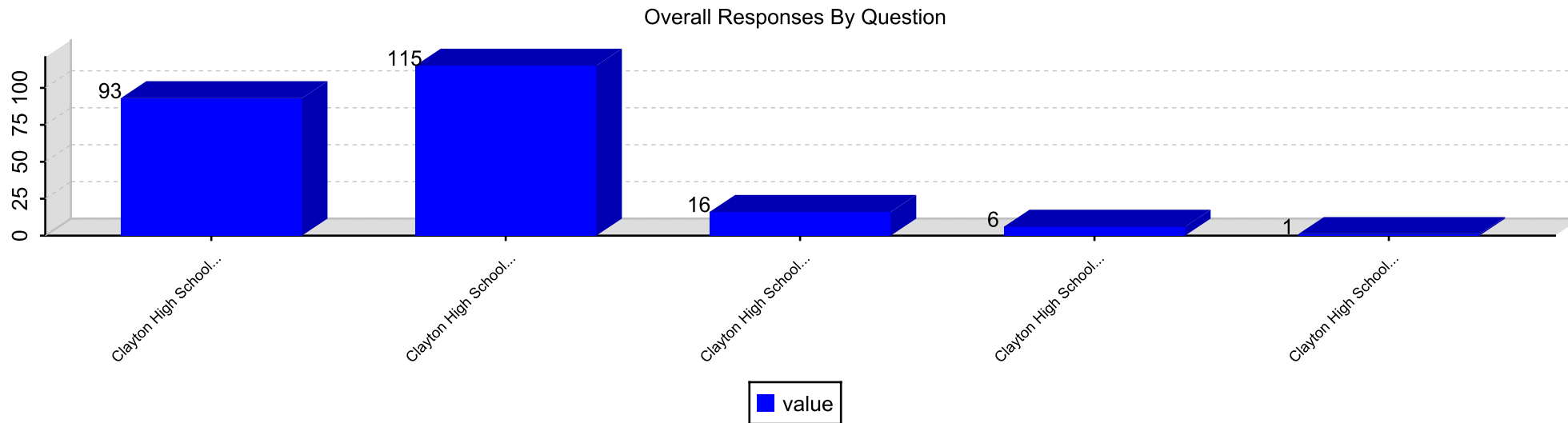
Question 23. My child has access to support services based on his/her identified needs.



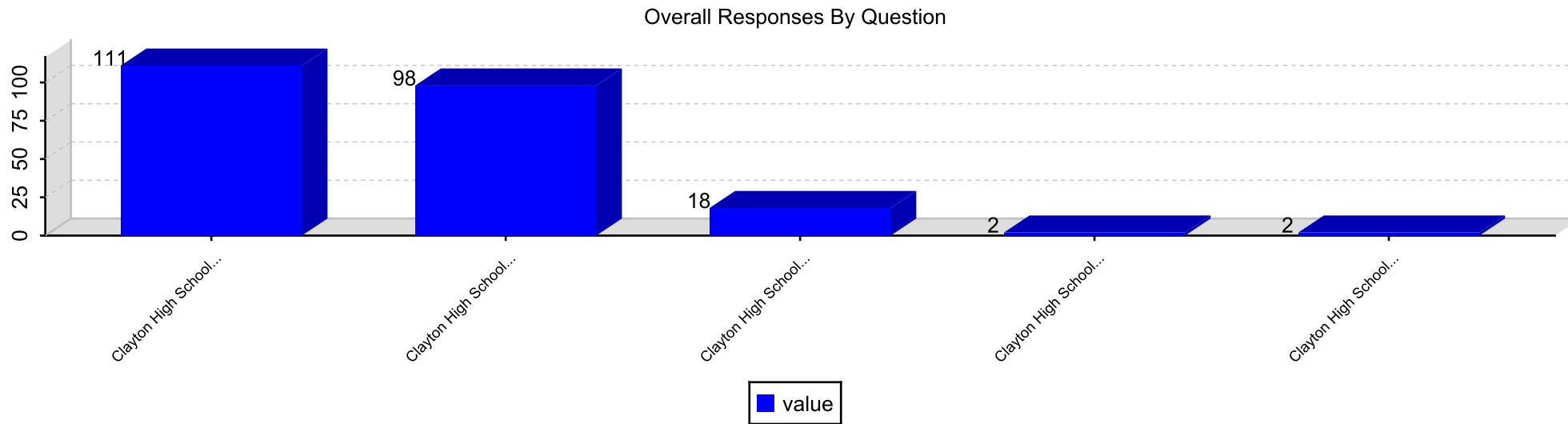
Section: Resources and Support Systems

Responses By Question

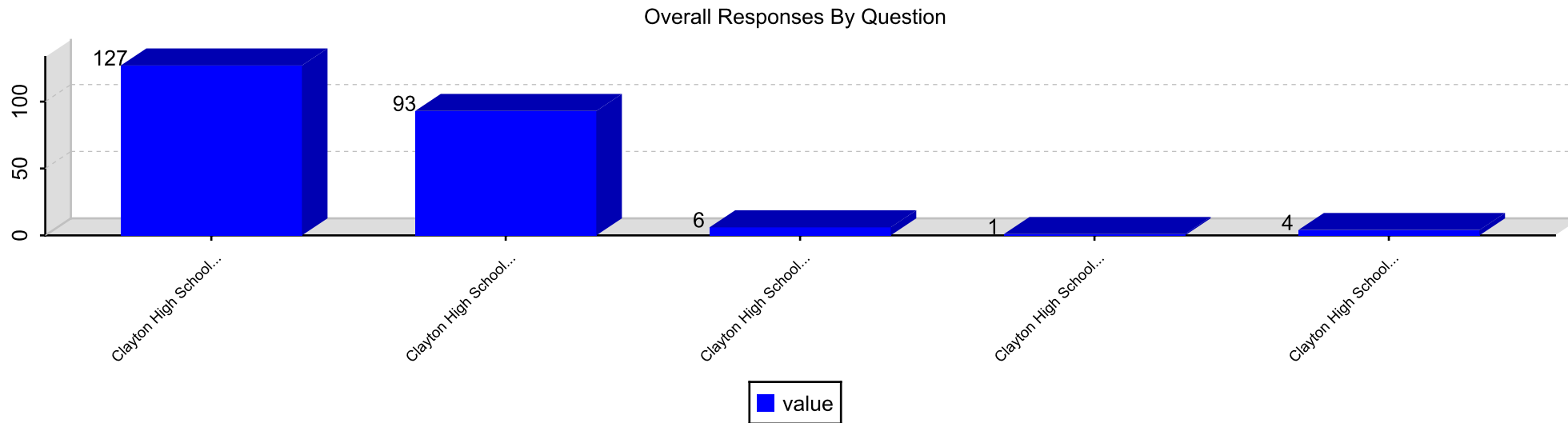
Question 24. Our school provides qualified staff members to support student learning.



Question 25. Our school provides an adequate supply of learning resources that are current and in good condition.

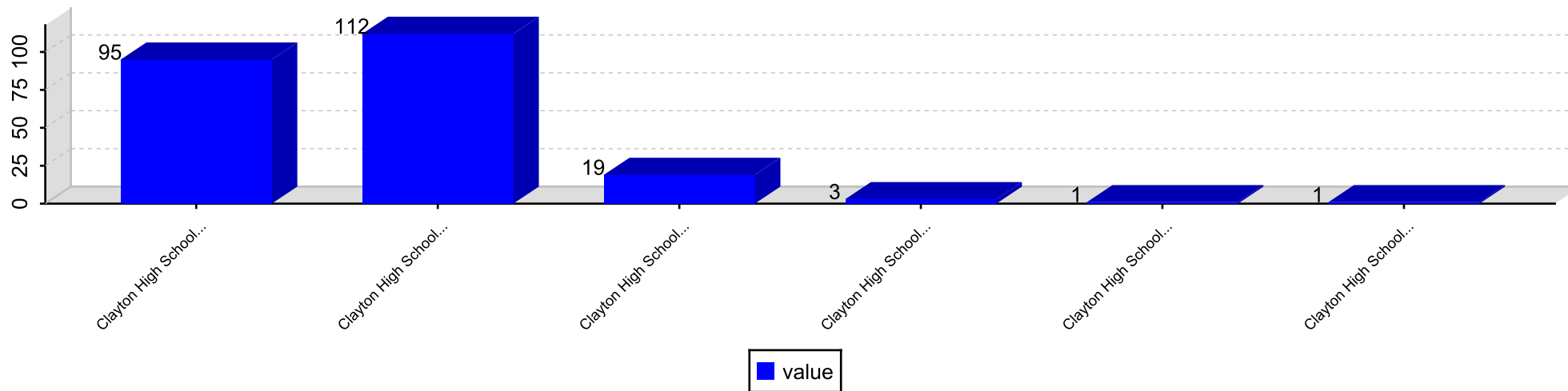


Question 26. Our school provides a safe learning environment.



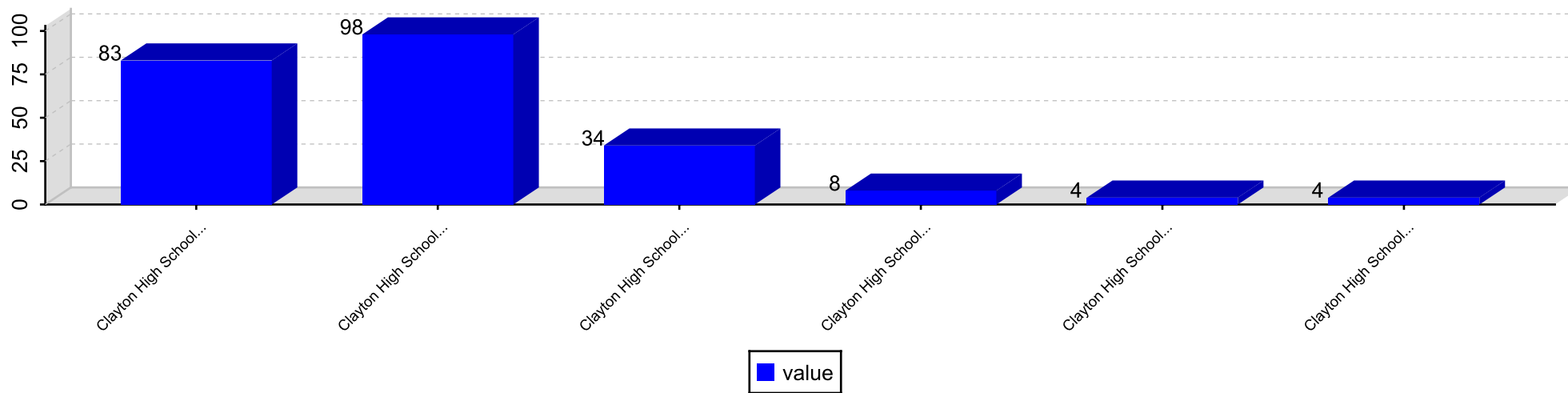
Question 27. Our school provides students with access to a variety of information resources to support their learning.

Overall Responses By Question

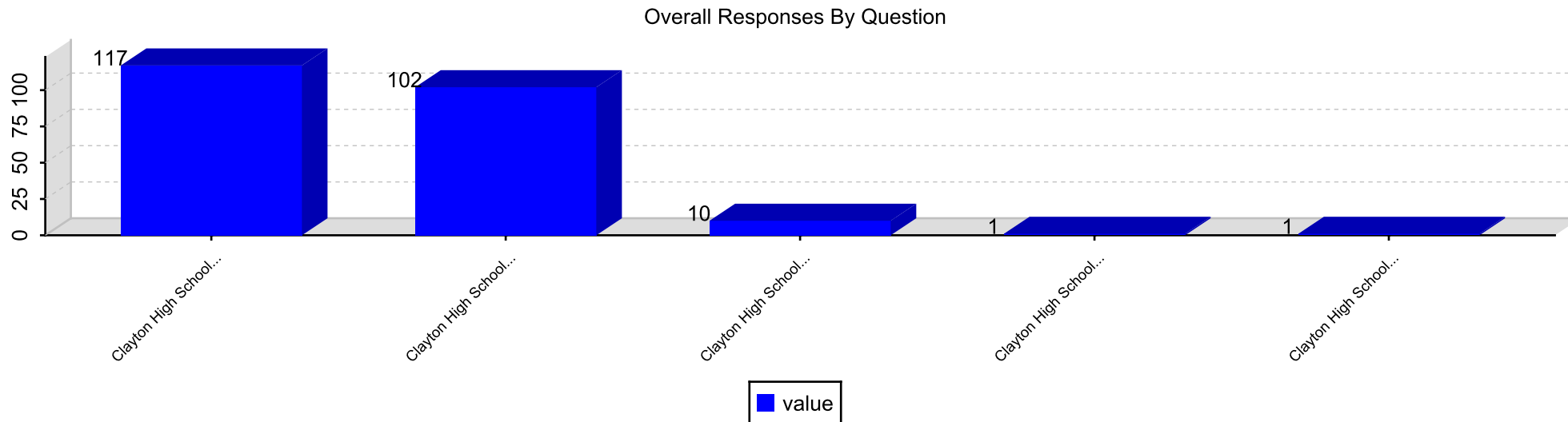


Question 28. Our school provides excellent support services (e.g., counseling, and/or career planning).

Overall Responses By Question

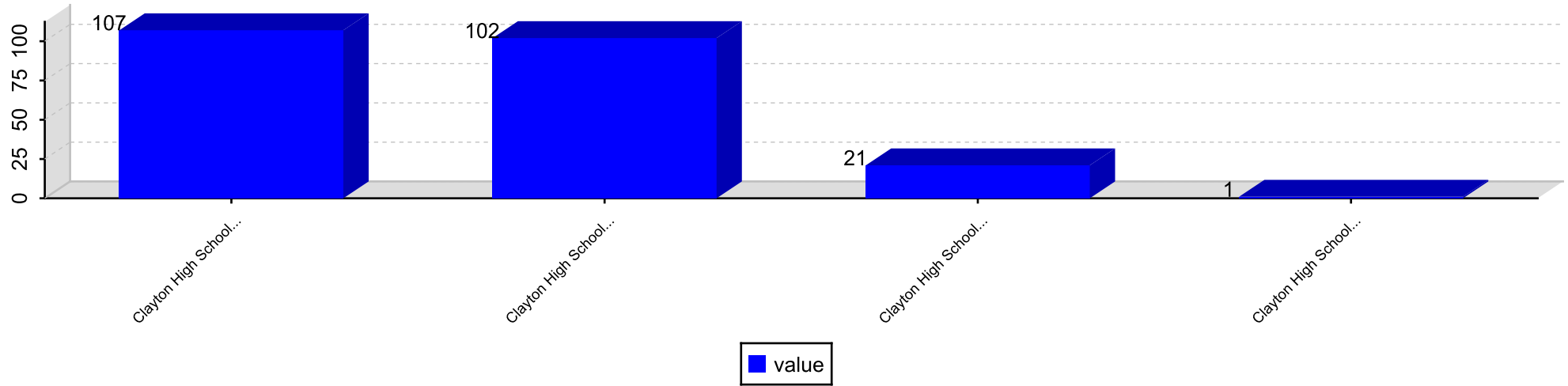


Question 29. Our school provides opportunities for students to participate in activities that interest them.



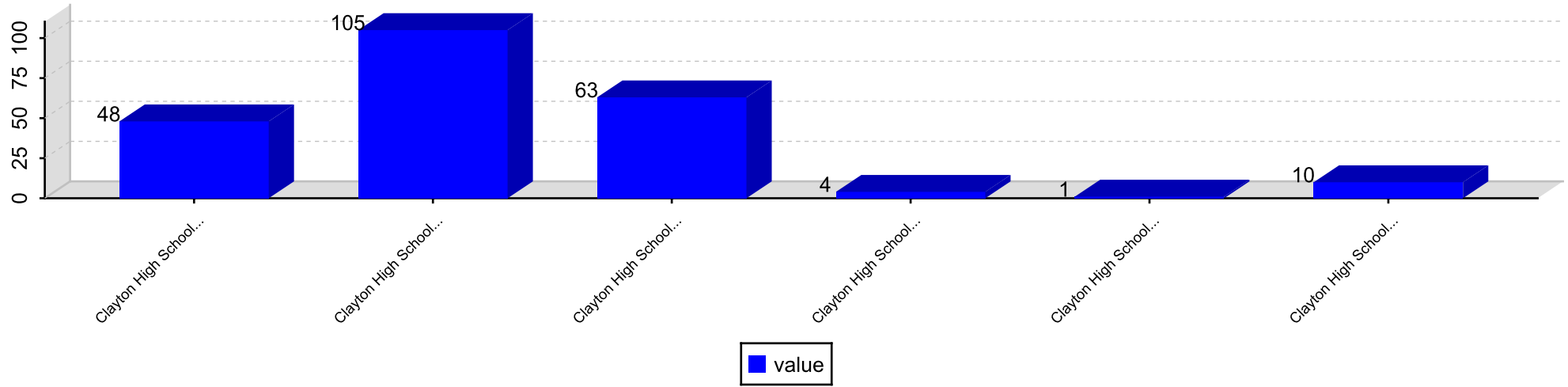
Question 30. Our school ensures that the facilities support student learning.

Overall Responses By Question

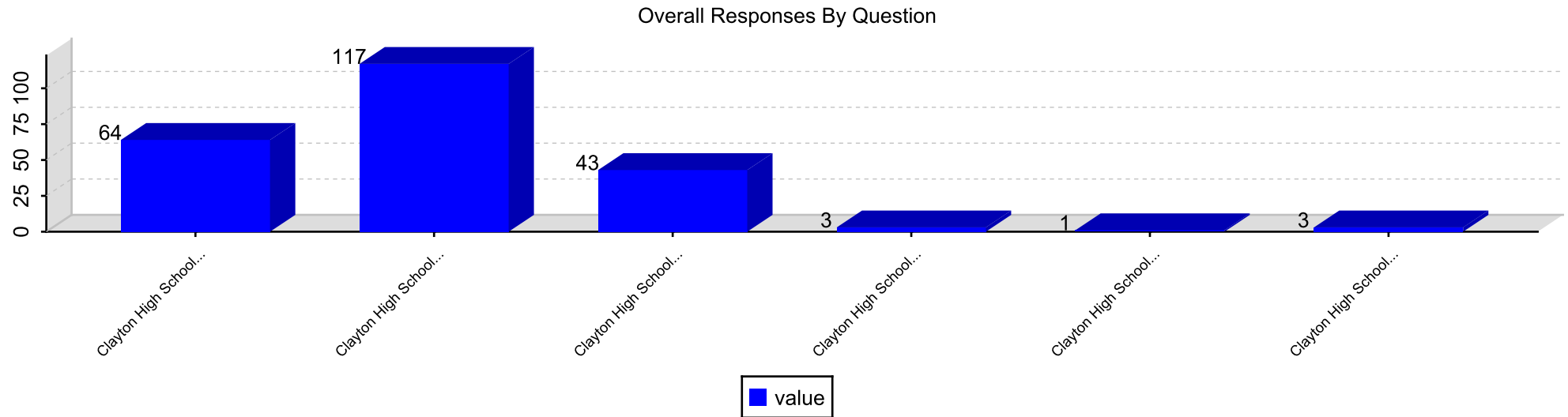


Question 31. Our school ensures the effective use of financial resources.

Overall Responses By Question



Question 32. Our school ensures that instructional time is protected and interruptions are minimized.

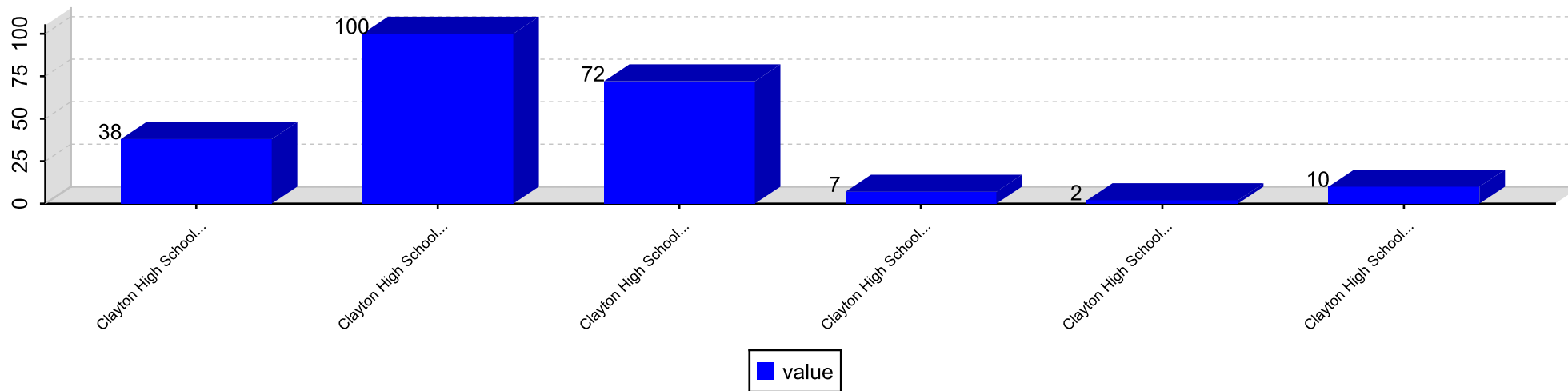


Section: Using Results for Continuous Improvement

Responses By Question

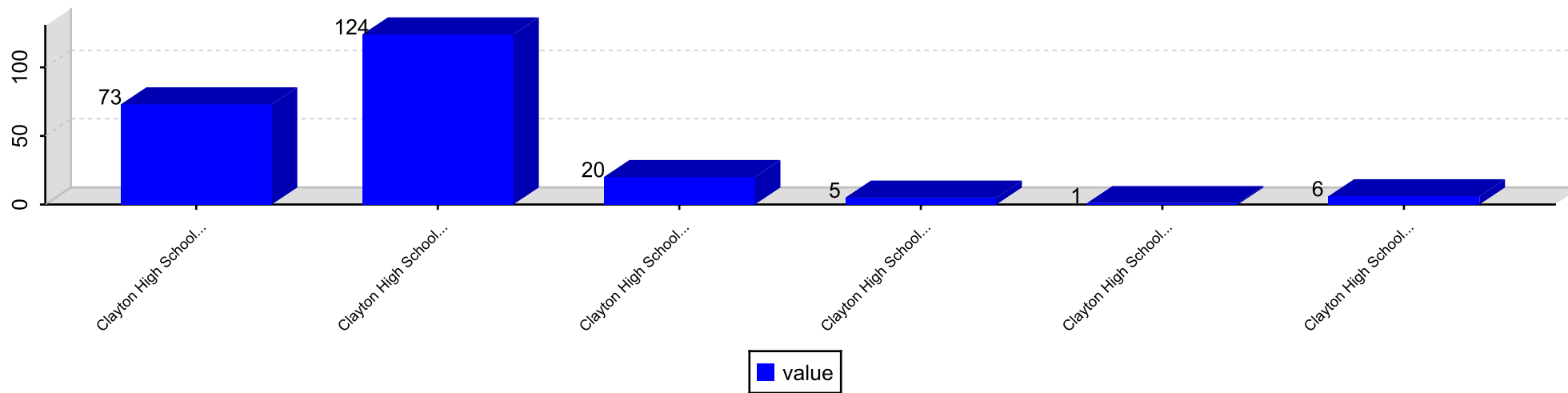
Question 33. Our school ensures that all staff members monitor and report the achievement of school goals.

Overall Responses By Question



Question 34. My child is prepared for success in the next school year.

Overall Responses By Question



Question 35. My child has administrators and teachers that monitor and inform me of his/her learning progress.

