



Educate. Inspire. Empower.

Developing leaders who shape the world through independence, creativity and critical thinking.

2017–2018 Annual Report

Contents

Superintendent's Letter	1
Highlights 2017-2018	2
Facts and Figures	3
Our Staff	6
School Calendar	7
Finances	8
The Family Center	10
R.M. Captain Elementary	12
Glenridge Elementary	14
Meramec Elementary	16
Wydown Middle School	18
Clayton High School	20
Curriculum	26
Student Achievement	28
Board of Education	30
Contact Us	32



WE MODEL AND PROMOTE:

Excellence by challenging our students and ourselves to meet the highest expectations of our community.

Trust by building relationships based on integrity, mutual respect and open communication.

Inclusiveness by valuing individual differences and the contributions of a diverse student body and staff.

Innovation by encouraging ideas and practices that foster adaptability.

Accountability by aligning our actions and resources with our stated objectives and taking responsibility for the outcomes.



MISSION STATEMENT

We inspire each student to love learning and embrace challenge within a rich and rigorous academic culture.



FROM SUPERINTENDENT DR. SEAN N. DOHERTY

Dear Clayton Community,

A constant for the School District of Clayton is continual growth. An effective learning organization dedicates time to monitor progress, learn from it and evolve as necessary. We foster a growth mindset in our community. We are consistently using our performance data to inform our instructional practices and curricula development. This annual report provides our community with a comprehensive overview of our performance for the 2017-2018 school year, as well as highlights of the unique learning opportunities we provide our students. Our annual report gives you greater insight about who we are as a learning community and how we continually grow.

As you read through the pages of this document, you will see there are varied indicators of success – ranging from our achievement scores to our students' results in extracurricular competitions at the regional, state and national levels. Beyond the statistical data, we measure success by the daily accomplishments and goals achieved in our classrooms. We are proud of our academic rigor, yet also know the importance of educating the whole child. We work to foster students' intellectual and personal development by supporting their physical, social and emotional well-being. We want our students to be leaders who are independent, creative and critical in their thinking.

I encourage you to take time to read through this informative document, which highlights our accomplishments and growth. I appreciate the collective efficacy of our incredible educators who serve our diverse population of learners. I appreciate your continued support.

Respectfully,

A handwritten signature in blue ink that reads "Sean N. Doherty". The signature is written in a cursive, flowing style.

Sean N. Doherty, Ed.D.
Superintendent

Highlights

The 2017-2018 school year saw the continued implementation of the District’s strategic plan. The plan is built upon four strategic themes: Academic Excellence, Teacher and Administrator Excellence, Growth and Development of the Whole Child and Resource Management. This plan and its themes guide the work of the District’s administrators and staff members every day. Progress toward achieving these themes is evident in the highlights from the 2017-2018 school year included on the following pages.

ACADEMIC EXCELLENCE

- Results from the 2018 Missouri Assessment Program (MAP) indicate that 72.5 percent of Clayton students scored proficient or advanced on the English/Language Arts portion of the assessment, while 73.6 percent of students scored proficient or advanced on the Mathematics section.
- The Family Center continued its tradition of partnering with Clayton High School for experiences that benefit students at both schools. One example of this partnership was a visit by members of the CHS Tri-M National Music Honor Society to introduce the early childhood students to a variety of different instruments. After seeing and hearing how each instrument is played, the Family Center students had the opportunity to touch and even play several of the instruments themselves. The experience dovetailed with the school’s emphasis on music education.
- Fifth-grade students from across the District took part in the District’s fifth annual STEM Day. The event provides students with fun, engaging science, technology, engineering and mathematics (STEM) learning opportunities. This year’s theme, “Careers in STEM,” helped students make connections between the day’s activities and the possible careers they could pursue in those areas.
- The Wydown Middle School Science Olympiad Team made school history when it earned second place in the State competition and qualified for the National Tournament. Through their involvement in Science Olympiad, WMS students learn about a variety of scientific disciplines throughout the school year, including earth science, biology, chemistry, physics and engineering.
- Twenty-two Clayton High School students were recognized in the 2018 National Merit Scholarship Competition, including two students who earned National Merit Scholarships. The Class of 2018 included 9 Finalists, two Semifinalists and 11 Commended Students. The 22 students from CHS represented more than 12 percent of the senior class, which was four times the national average.

The School District of Clayton is accredited by the state of Missouri.



FACTS & FIGURES

Enrollment

The Family Center	varies
Captain Elementary	348
Glenridge Elementary	369
Meramec Elementary	364
Wydown Middle	671
Clayton High	900
District	2,652

TEACHER AND ADMINISTRATOR EXCELLENCE

- The School District of Clayton was named a 2018 Top Workplace by the *St. Louis Post-Dispatch*. In its first year participating in the program, the District was one of only 150 area employers to make the list.
- The District continued its focus on content knowledge during the hiring process, including placing significant focus on hiring middle school teachers with majors/minors or completed coursework in the subject areas they will be teaching, and requiring high school teachers to have these qualifications.
- The District maintained its work to attract a diverse, talented pool of teaching candidates by hosting its third annual Diversity Recruitment Fair, welcoming Truman State University education students for a professional development day and establishing new relationships with universities across the country.
- Nominated by his colleagues, Glenridge Elementary P.E. Teacher Steve Hutson was named the District’s 2017 Emerson Excellence in Teaching Award recipient.



FACTS & FIGURES

Our Students

White	60.8%
African American	16.1%
Asian	13.7%
Hispanic	4.1%
American Indian/ Alaska Native	0.1%
Hawaiian/Pacific Islander	0.1%

FACTS & FIGURES

Student Attendance Rate 90/90

District	92.6%
Missouri	87.7%

The 90/90 attendance rate is the proportion of students who attend school at least 90 percent of the time.



GROWTH AND DEVELOPMENT OF THE WHOLE CHILD

- The District hired two full-time social workers to support the academic, physical, social and emotional needs of its students PK-12. The social workers serve as liaisons between home, school and the community to support students and their families.
- The District launched its Parent Speaker Series in order to support the integral role that parents play in the academic and personal lives of their children. Hundreds of District parents attended a wide variety of sessions, from “Kids, Parents & Power Struggles” to “A Parent’s Guide to Social Media.”
- School counselors and District social workers coordinated with outside



agencies to provide students and families with access to resources supporting social, emotional and mental health issues.

- District schools continued to focus on bullying prevention through anti-bullying lessons built into the curriculum and by utilizing resources from the National Council on Alcohol and Drug Abuse and CHADS Coalition.



FACTS & FIGURES

Eligible for Free or Reduced Lunch

District	11.6%
Missouri	50.7%

RESOURCE MANAGEMENT

- The District’s Long-Term Financial Planning Committee and its three subcommittees, comprised of community members, parents, District staff and Board of Education members, met regularly throughout the school year to help administration gather information and also provide feedback on how to address the District’s financial situation.
- Standard and Poor’s reaffirmed the District’s AAA bond rating in December 2017.
- The District partnered with the Clayton Chamber of Commerce to establish a mentor program to help students prepare for their future careers. Through the Clayton Catalyst program, students are paired with local professionals who provide career advice, assistance in the development of the student’s interpersonal skills, guidance in the internship and job search process, and networking opportunities.
- The Clayton Education Foundation awarded more than \$40,000 in grants to District teachers to fund innovative learning opportunities and inducted its fifth class of alumni into the Clayton Alumni Hall of Fame.

Staff

The School District of Clayton's small class sizes and low staffing ratios allow its staff to recognize the individual differences of District students and provide each child with a positive and complete educational experience. Exceptional student achievement and success are possible only through the dedication of the District's top-notch staff of teachers and specialists.



12:1

Staff to Student Ratio

The student-to-teaching staff member ratio includes classroom teachers, specialists and special area teachers.

CLAYTON 12:1	MISSOURI 17:1
-----------------	------------------

94.1%

of Our Teachers Have Advanced Degrees


CLAYTON 94.1%	MISSOURI 61.2%
------------------	-------------------

17.4 years

Average Teaching Experience

CLAYTON 17.4 years	MISSOURI 12.8 years
-----------------------	------------------------





Our School Calendar

Student Attendance

K-12	179 days
K-5	6.5 hours per day
6-8	6.6 hours per day
9-12	6.4 hours per day

Parent-Teacher Conferences

Elementary school	2 days
Middle school	2 days
High school	2 days

\$77,629

Avg. Teacher's Salary

CLAYTON
\$77,629

MISSOURI
\$50,483

\$126,497

Avg. Administrator's Salary

CLAYTON
\$126,497

MISSOURI
\$92,738

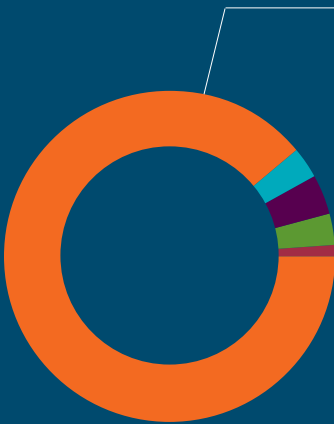
STAFF DEVELOPMENT

Four and a half days were devoted to staff development, which includes time set aside during teacher preparation week, on early release days and during three full-day professional development days. During this time, administrators and staff learned from outside experts in different content areas, shared best practices both vertically and horizontally across grade levels and buildings, engaged in peer observations and took part in book studies on various topics in order to positively impact student engagement and achievement.

Finances

The School District of Clayton’s faculty and staff are dedicated to being good stewards of our taxpayer dollars by aligning our actions and resources in order to provide our students with the best possible educational experience. The following pages outline the District’s finances during the 2017-2018 school year.

\$54,913,442

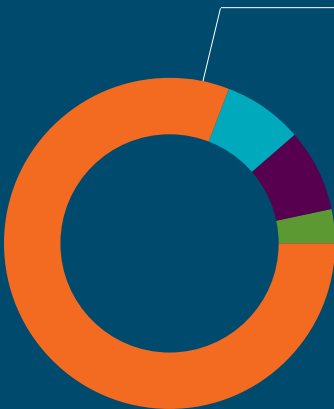


2018 OPERATING REVENUES*

Local Funds	88.91%
Voluntary Transfer Funds	3.11%
Proposition C Funds	3.96%
State Funds	3.15%
Federal Funds	0.86%

*Excluding debt service.

\$52,795,015



2018 OPERATING EXPENDITURES*

Employee Salaries & Benefits	80.98%
Supplies	7.68%
Purchased Services	8.09%
Equipment/Capital Outlay	3.25%

*Excluding debt service.



\$18,821.94

Average Per Pupil Expenditure

The District spends \$18,821.94 per average daily attendance.



Real Estate Taxes

Adjusted Tax Rate

\$3.8655 per \$100 of assessed valuation

Fund	Rate
Teachers	\$2.0770
Incidental	\$1.0555
Debt Service	\$0.6230
Capital Projects	\$0.1100

Assessed Valuation

\$1,152,388,120 (as of Dec. 31, 2017)

Long-Term Liabilities

General obligation bonds outstanding as of June 30, 2018

Total Balance	\$92,802,000
---------------	--------------

Rate of Interest

High	5.60%
Low	0.80%

Maturity Dates

Earliest	March 1, 2020
Latest	March 1, 2030

Standard & Poor's Bond Rating

AAA



THE FAMILY
CENTER

Developing Lifelong Learners

The Family Center provides programs for families with children from infancy through high school. Positive parent-child, parent-teacher and child-child relationships are the core of a healthy and productive family. Nationally recognized for its parenting education and early childhood education programs, the Family Center offers a wide range of learning opportunities and parenting resources. Beyond the early years, its programs support a child's smooth transition to kindergarten and continue to support the parenting process throughout the years of a child's attendance in Clayton's schools.



Debbie Reilly, *Director*
301 North Gay Ave.
314.854.6900



Program Formats

PARENTING EDUCATION WORKSHOPS

Discussion groups and classes for parents of children from infancy through high school.

PARENTS AS TEACHERS (PAT)

A nationally-recognized, personal visit program provided by the District and State at no cost to all District families with pre-kindergarten children. Resource information, developmental screening for children and a lecture/activity series for families are also provided.

EARLY CHILDHOOD PROGRAMS

A rich and varied preschool program for children 15 months to five years with strong parent participation.

STAY, PLAY AND LEARN

Informal, drop-in opportunities for adults and children to play and learn together.

PARENT COACHING PROGRAM

One-on-one sessions with a trained counselor to help parents address specific issues or stressors by providing guidance, strategies and additional resources.



The District's Parenting Education Program, coordinated through the Family Center, continued to support PK-12 parents across the District through parent workshops, coaching sessions and its inaugural Parent Speaker Series focused on a variety of topics.



Play-based learning continued to be a central element in the District's early childhood curriculum. By providing students with time to play in environments that are interactive and rich in sensory experiences, they have the opportunity to develop important social and cognitive skills while gaining self-confidence to engage in new experiences.



R.M. CAPTAIN
ELEMENTARY SCHOOL

Inclusivity and Respect

Ralph M. Captain Elementary School is a community-based, open space school that serves four distinct neighborhoods: Concordia Seminary, Demun, Hillcrest and Richmond Heights. Students with a variety of needs, interests, cultural heritages and learning styles comprise the school's rich tapestry. Captain's teachers differentiate learning activities to accommodate the unique learning needs of their students while implementing Clayton's challenging curriculum. Working together, Captain parents and staff achieve excellence by building community and encouraging students to develop their talents and potential.



Dr. Jennifer Martin, *Principal*
6345 Northwood Ave.
314.854.6100



MAP Results

Content Area / Grade	RALPH M. CAPTAIN ELEMENTARY		STATE	
	Below Basic / Basic	Proficient / Advanced	Below Basic / Basic	Proficient / Advanced
Communication Arts / 03	27.3%	72.8%	51.4%	48.6%
Communication Arts / 04	37.3%	62.7%	49.9%	50.2%
Communication Arts / 05	15.2%	84.8%	51.9%	48.0%
Mathematics / 03	27.9%	72.1%	53.1%	46.9%
Mathematics / 04	30.6%	69.5%	54.2%	45.9%
Mathematics / 05	31.3%	68.7%	59.1%	41.0%
Science / 05	*	*	*	*

* Results for the 2018 science assessments were not reported because these assessments were administered as field tests to allow new performance levels to be set before the actual test administration in 2019.



Captain Elementary Science Specialist Christina Hwande earned the Presidential Award for Excellence in Mathematics and Science Teaching (PAEMST). The PAEMST program, administered by the National Science Foundation on behalf of the White House Office of Science and Technology Policy, recognizes outstanding teachers for their contributions to the teaching and learning of mathematics and science.



Captain Elementary students and staff participated in a school-wide simulation of The Great Migration, when nearly one million African Americans migrated north in search of a better life. Students were transported back to 1918 to learn firsthand about why these individuals chose to make the journey north, the conditions they faced along the way and how their arrival in the north spurred a cultural explosion across the country.



**GLENRIDGE
ELEMENTARY SCHOOL**

Valuing Our Diversity

If a student’s family originates from a country other than the United States, the country’s flag flies at Glenridge Elementary School because Glenridge proudly serves a diverse population of students and families. Teachers, parents and students share deep relational trust as rich partnerships are formed in support of the academic, physical and social/emotional growth of students. As the oldest students of the school, fifth-graders are empowered to lead monthly cross-grade-level teams where all students explore themes related to “choosing kind” and spreading kindness in their school, community and world. The PTO supports the school’s efforts to sustain and build its special community by hosting several events throughout the year.



Beth Scott, *Principal*
7447 Wellington Way
314.854.6200



MAP Results

Content Area / Grade	GLENRIDGE ELEMENTARY		STATE	
	Below Basic / Basic	Proficient / Advanced	Below Basic / Basic	Proficient / Advanced
Communication Arts / 03	26.3%	73.6%	51.4%	48.6%
Communication Arts / 04	40.6%	59.4%	49.9%	50.2%
Communication Arts / 05	20.0%	80.0%	51.9%	48.0%
Mathematics / 03	19.4%	80.6%	53.1%	46.9%
Mathematics / 04	26.8%	73.2%	54.2%	45.9%
Mathematics / 05	16.6%	83.3%	59.1%	41.0%
Science / 05	*	*	*	*

* Results for the 2018 science assessments were not reported because these assessments were administered as field tests to allow new performance levels to be set before the actual test administration in 2019.



The Glenridge Elementary community took part in a collaborative art-themed service project, “The Sounds of Kindness.” Throughout the spring, students, parents and staff worked together to create wind chimes and hang them around the community to spread sounds of kindness and encourage community members to join them in carrying out acts of kindness as well.



Glenridge Elementary learned from and celebrated the achievements of 16 local African American leaders in conjunction with the school’s observance of Black History Month. Students gathered in their CLAYMO groups to listen as the visitors, who included Clayton parents, staff and alumni, spoke about their respective professions. Following the individual presentations, an all-school assembly highlighted the accomplishments of the school’s guests and encouraged students to become “agents of change” in their community.



**MERAMEC
ELEMENTARY SCHOOL**

Building a Foundation

Meramec Elementary School maximizes student academic achievement and character development by building a foundation for lifelong learning. The school is proud of its longstanding tradition of offering children an education with high academic standards in a student-centered, diverse school. Parent involvement is a hallmark of Meramec. The Helping Hands parent group partners with the Student Character Council in service learning. Responsibility, respect, kindness, cooperation and safety are the “Meramec Five” core values that are modeled, taught and practiced throughout the school year.



Patrick Fisher, Principal
400 South Meramec Ave.
314.854.6300



MAP Results

Content Area / Grade	MERAMEC ELEMENTARY		STATE	
	Below Basic / Basic	Proficient / Advanced	Below Basic / Basic	Proficient / Advanced
Communication Arts / 03	25.0%	75.0%	51.4%	48.6%
Communication Arts / 04	20.3%	79.7%	49.9%	50.2%
Communication Arts / 05	34.3%	65.7%	51.9%	48.0%
Mathematics / 03	16.4%	83.7%	53.1%	46.9%
Mathematics / 04	18.6%	81.3%	54.2%	45.9%
Mathematics / 05	24.3%	75.8%	59.1%	41.0%
Science / 05	*	*	*	*

* Results for the 2018 science assessments were not reported because these assessments were administered as field tests to allow new performance levels to be set before the actual test administration in 2019.



Using their creativity and artistic abilities, every student at Meramec Elementary contributed to an art-based service project that raised \$2,470 for the Meramec Care Fund and the school's new playground. Through the school-wide service project, which was a joint venture between Meramec's students, staff and PTO, the students painted small canvases that were combined to create class mosaics that were sold at the school's Art Walk.



The entire Meramec Elementary community participated in the school's second annual One School, One Book initiative by reading "The One and Only Ivan" by Katherine Applegate. One School, One Book is a shared reading experience in which students, faculty and staff and their families read the same book at home over the course of one month. The program provides families with an opportunity to spend quality time together while enhancing students' literacy skills.



WYDOWN
MIDDLE SCHOOL

Cultivating Curiosity

Wydown Middle School is a community of student and adult learners. Enrichment and support activities enhance students' academic interests — activities that include intramurals, performing arts, clubs, tutoring and community service opportunities. Developing strong parent partnerships and ensuring proactive communications provide a firm foundation for an education at Wydown. With numerous individual, team and whole school achievements, Wydown's focus remains clear: to continue the tradition of excellence and growth through its exploration, academics, community service and activities based on student needs, interests and development.



Dr. Jamie Jordan, *Principal*
6500 Wydown Blvd.
314.854.6400



MAP Results

Content Area / Grade	WYDOWN MIDDLE SCHOOL		STATE	
	Below Basic / Basic	Proficient / Advanced	Below Basic / Basic	Proficient / Advanced
Communication Arts / 03	25.5%	74.5%	51.6%	48.3%
Communication Arts / 04	37.5%	62.4%	56.3%	43.7%
Communication Arts / 05	19.1%	80.9%	51.0%	48.9%
Mathematics / 03	30.9%	69.0%	58.8%	41.1%
Mathematics / 04	28.7%	71.2%	62.1%	37.9%
Mathematics / 05	28.0%	72.0%	70.3%	29.6%
Science / 05	*	*	*	*

* Results for the 2018 science assessments were not reported because these assessments were administered as field tests to allow new performance levels to be set before the actual test administration in 2019.



Wydown Middle School P.E. Teacher Sarah Gietschier-Hartman was named the 2018 SHAPE America National Middle School Physical Education Teacher of the Year. This award honored Gietschier-Hartman for her involvement in developing and implementing effective health education/promotion and P.E. programs in the School District of Clayton, and also for her commitment to supporting health and P.E. teachers across the country and around the world.



On the morning of the District's six Early Release Days, Wydown Middle School students took advantage of an opportunity to pursue one of their interests – or gain a passion for something new – through the school's Pursuit Days program. On topics ranging from "Art in the Hispanic World" to "Genealogy: What's Your Story?" to "Bicycle Enthusiasts," students stepped outside of their normal classroom studies to learn about topics in the nearly 50 courses offered by WMS teachers.



CLAYTON
HIGH SCHOOL

A Tradition of Excellence



Dr. Dan Gutchewsky, *Principal*
#1 Mark Twain Circle
314.854.6600

Clayton High School is nationally recognized for its academic tradition and commitment to developing individuals who will shape the world through independence, creativity and critical thinking. CHS offers a strong academic program with a rich and rigorous curriculum. Honors and Advanced Placement courses are offered in nearly every discipline, preparing students to attend some of the most competitive colleges and universities in the country. The faculty is the cornerstone of success at CHS. Together, teachers and students create an atmosphere of academic excellence and achievement, as well as an outstanding place to learn and grow.



MAP Results

Content Area / Grade	CLAYTON HIGH SCHOOL		STATE	
	Below Basic / Basic	Proficient / Advanced	Below Basic / Basic	Proficient / Advanced
Communication Arts (English II)	19.6%	80.4%	42.6%	57.4%
Mathematics (Algebra I)	21.8%	78.2%	53.1%	46.9%
Science / Biology	*	*	*	*
Social Studies / Government	13.9%	86.1%	34.5%	65.5%

* Results for the 2018 science assessments were not reported because these assessments were administered as field tests to allow new performance levels to be set before the actual test administration in 2019.



Students and staff celebrated a wide range of achievements throughout the school year, including earning high school journalism's equivalent of the Pulitzer Prize for the second consecutive year, a statewide volunteer award, a Speech and Debate individual state champion, numerous collegiate athletic signings, a second place finish in an entrepreneurship competition and the collection of \$3,500 in gifts and financial support for families in need during the holidays.

99.8%

Students Stay in School

Our dropout rate is nine times lower than the state average.

CLAYTON 0.2%	MISSOURI 1.9%
-----------------	------------------





Best in the State

Clayton High School was ranked as the best high school in Missouri by the Niche K-12 rankings. Additionally, U.S. News and World Report ranked CHS third in Missouri and second among non-selective high schools in its Best High Schools 2018 list.



680

SAT Evidence-Based Reading/Writing Means*

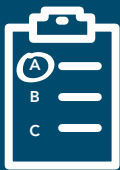
	CLAYTON	STATE	NATIONAL
2018	680	633	536
2017	706	640	533
2016	701/703	605/589	494/482

703

SAT Math Means

	CLAYTON	STATE	NATIONAL
2018	703	629	531
2017	712	631	527
2016	714	608	508

*The SAT scoring structure changed in March 2016 to combine the scores of the Reading and Writing portions of the exam.



25.9

ACT Composite Means

	CLAYTON	STATE	NATIONAL
2018	25.9	20.0	20.8
2017	25.8	20.2	21.0
2016	26.2	20.2	20.8



99.5%

Students Graduate

The four-year graduation rate represents those students who, after starting high school as freshmen, graduated in the traditional four-year timeframe.

CLAYTON
100.0%

MISSOURI
89.23%

95.2%

Grads Go On

Class of 2018 graduates who are continuing their education at a two- or four-year college or university.

CLAYTON
95.2%

MISSOURI
64.6%



Moving on to Higher Education

Members of the Class of 2018 have chosen to attend the colleges and universities listed on this page. The numbers included with each institution represent the students attending from Clayton High School's 2018 graduating class.


Alabama A&M University (2)	Missouri Valley College
American University	Missouri Western State University
Arizona State University	New York University
Barnard College	North Central College
Belmont University	Northeastern University (3)
Beloit College (2)	Northwestern University (2)
Boston University	Occidental College
Bowdoin College	Purdue University (3)
Bradley University	Ranken Technical College (3)
Bryant University	Rice University
Bryn Mawr College	Saint Louis University (5)
Butler University (2)	Santa Clara University
Carleton College	Southern Illinois University - Edwardsville (2)
Case Western Reserve University	Spelman College
Centre College	St. Bonaventure University
Clemson University	St. Louis Community College - Forest Park (12)
Colorado College (2)	St. Louis Community College - Meramec (7)
Colorado School of Mines	St. Olaf College
Colorado State University	Stanford University
Columbia College - Chicago (2)	Tennessee State University (4)
Columbia University	The American University of Paris
Concordia University Wisconsin	The George Washington University
Dartmouth College	The Naropa University
DePaul University	The Ohio State University
DePauw University	The University of Alabama
Dominican University of California	The University of Edinburgh
Drexel University	The University of Iowa (3)
Eastern Illinois University	Truman State University (4)
ECAM Lyon	Tulane University (3)
Emory University	University of British Columbia
Harvard University (2)	University of California - Berkeley
Harvey Mudd College	University of Chicago
Hawaii Pacific University	University of Colorado - Boulder
Howard University	University of Denver (2)
Indiana University - Bloomington (2)	University of Kansas (2)
Iowa State University	University of Kentucky
Jackson State University	University of Miami
Johns Hopkins University	University of Michigan (2)
Johnson & Wales University - Denver	University of Mississippi
Kansas State University	University of Missouri - Columbia (18)
Kenyon College	University of Missouri - Kansas City (3)
Lake Forest College	University of Missouri - St. Louis
Langston University	University of Pennsylvania
Loyola Marymount University	University of Southern California (4)
Loyola University - Chicago (2)	University of Toronto
Lynn University (2)	University of Virginia
Massachusetts Institute of Technology	University of Washington
McGill University	University of Wisconsin - Madison (2)
Miami University - Oxford (3)	Washington University in St. Louis (9)
Missouri Baptist University	Webster University (3)
Missouri State University - Springfield (2)	Wheaton College
Missouri State University - West Plains	Xavier University
Missouri University of Science and Technology (3)	Yale University (2)

Curriculum

Teaching and learning are the primary responsibilities of the School District of Clayton's schools. The curriculum for the District embodies the knowledge, understanding, skills and processes that students must learn in order to be educated and transition successfully into life beyond Clayton's schools.

Every six years, each content area of the District's curriculum takes part in a two-year self-study process, which includes a collective effort by each curriculum coordinator and curriculum committee to identify the content area's progress since the last self-study and its current reality. The committee then reviews resources to gain deeper insight into practices and trends in the content area, gains feedback through surveys, focus groups and outside consultants on potential areas of improvement, and develops long-range recommendations for future direction. The curriculum coordinator provides two updates to the Board of Education throughout the self-study process to gain feedback and final approval on the recommendations.





During the 2017-2018 school year, the following programs completed their respective two-year self-study processes with approval from the Board of Education on their long-range goals.

- Early Childhood
- Counseling
- Gifted
- Physical Education and Health Education
- Professional Learning
- Special Education
- Career and Technical Education



When curricular areas develop their long-range goals, significant energy is placed on aligning those goals with the Academic Excellence theme within the strategic plan. As the District continues its work, a focus on alignment will ensure that the District is continuing to make progress toward a guaranteed and viable curriculum across all grade levels and schools.

Learn more about the District's curriculum at
[claytonschools.net/curriculum.](http://claytonschools.net/curriculum)

Student Achievement

Missouri School Improvement Program – MSIP 5

Missouri’s single statewide system of accountability for all schools took effect in the 2012-2013 school year following the U.S. Department of Education’s approval of Missouri’s Elementary and Secondary Education Act (ESEA) waiver in June 2012. The waiver allowed the Missouri School Improvement Program (MSIP) to replace the annual benchmarks established by the No Child Left Behind Act. MSIP began in 1990 and entered its fifth version in 2013 – MSIP 5. By focusing on higher academic standards and continuous improvement at the

school- and district-level, MSIP 5 will help Missouri to more effectively identify and direct resources to struggling schools while recognizing schools achieving exemplary results.

A district’s annual performance report (APR) is used by MSIP 5 to assess a district’s performance and, ultimately, determine accreditation. On its 2017 APR, Clayton earned 138 out of a possible 140 points for a score of 98.6 percent. The District remains fully accredited by the State of Missouri.

MAP Results

Content Area / Grade	CLAYTON		STATE	
	Below Basic/Basic	Proficient/Advanced	Below Basic/Basic	Proficient/Advanced
Communication Arts / 03	26.2%	73.7%	51.4%	48.6%
Communication Arts / 04	33.1%	66.8%	49.9%	50.2%
Communication Arts / 05	23.3%	76.7%	51.9%	48.0%
Communication Arts / 06	25.5%	74.5%	51.6%	48.3%
Communication Arts / 07	37.5%	62.4%	56.3%	43.7%
Communication Arts / 08	19.1%	80.9%	51.0%	48.9%
Communication Arts / English II	19.6%	80.4%	42.6%	57.4%
Mathematics / 03	21.4%	78.5%	53.1%	46.9%
Mathematics / 04	25.4%	74.6%	54.2%	45.9%
Mathematics / 05	23.9%	76.1%	59.1%	41.0%
Mathematics / 06	30.9%	69.0%	58.8%	41.1%
Mathematics / 07	28.7%	71.2%	62.1%	37.9%
Mathematics / 08	28.0%	72.0%	70.3%	29.6%
Mathematics / Algebra I	21.8%	78.2%	53.1%	46.9%
Science / 05	*	*	*	*
Science / 08	*	*	*	*
Science / Biology I	*	*	*	*
Social Studies / Government	13.9%	86.1%	34.5%	65.5%

* Results for the 2018 science assessments were not reported because these assessments were administered as field tests to allow new performance levels to be set before the actual test administration in 2019.

Individual school MAP results can be found on each school’s page summary.



Comprehensive Assessment Process

The School District of Clayton is committed to the strong academic achievement of its students. By evaluating student performance through a comprehensive assessment process, the District measures student achievement in several different ways including standardized, nationally normed assessments, classroom assessments that monitor student learning during a unit and classroom assessments that evaluate student learning following the completion of a unit. Together, these assessments supply the District with a more complete profile of student achievement than any one of them could provide alone.

During the 2017-2018 school year, Clayton participated in the Missouri Assessment Program (MAP) for English language arts and mathematics for grades three through eight and science in grades five and eight. Missouri End of Course (EOC) assessments were given at the high school level in Algebra I, English II, Biology I and American Government. The scores provide insight into what students can do in terms of the content and skills assessed for each area. They are a means of comparing test results with standards of academic performance.

2017–2018

Board of Education Members

(2019–2020)

The School District of Clayton Board of Education typically meets twice per month. Unless otherwise noted, regular Board meetings are held on Wednesdays, except in July, at 7 p.m. in the Board Room on the lower level of the Administrative Center, #2 Mark Twain Circle. Meeting dates, times and locations are subject to change. Regular session meetings are open to the public, and District residents are encouraged to attend.

More information about the Board of Education, along with a schedule of meetings, is available at claytonschools.net/board.



Joe Miller

President

Term Expires: April 2022



Amy Rubin

Vice President

Term Expires: April 2021



Gary Pierson

Secretary

Term Expires: April 2020



Jason Wilson

Treasurer

Term Expires: April 2021



Kristin Redington

Director

Term Expires: April 2020



Lily Raymond

Director

Term Expires: April 2020



Stacy Siwak

Director

Term Expires: April 2022

Contact Us

Sean Doherty, Ed.D.

Superintendent

314-854-6017 | seandoherty@claytonschools.net

Kashina Bell, Ed.D.

Assistant Superintendent of Student Services

314-854-6013 | kashinabell@claytonschools.net

Tim Dilg, Ed.D.

Assistant Superintendent of Human Resources

314-854-6012 | timothydilg@claytonschools.net

Milena Garganigo, Ed.D.

Assistant Superintendent of Teaching and Learning

314-854-6022 | milenagarganigo@claytonschools.net

Mary Jo Gruber, CPA, CGMA

Chief Financial Officer

314-854-6011 | maryjogruber@claytonschools.net

Jeff Puls, CETL

Chief Technology Officer

314-854-6003 | jeffreypuls@claytonschools.net

Chris Tennill, APR

Chief Communications Officer

314-854-6015 | christennill@claytonschools.net

Tim Wonish

Director of Facility Services

314-854-6950 | timwonish@claytonschools.net

The School District of Clayton

#2 Mark Twain Circle, Clayton, MO 63105

314-854-6000



THE FAMILY
CENTER

301 North Gay Ave.
314-854-6900

DEBBIE REILLY, DIRECTOR



R.M. CAPTAIN
ELEMENTARY SCHOOL

6345 Northwood Ave.
314-854-6100

DR. JENNIFER MARTIN, PRINCIPAL



GLENRIDGE
ELEMENTARY SCHOOL

7447 Wellington Way
314-854-6200

BETH SCOTT, PRINCIPAL



MERAMEC
ELEMENTARY SCHOOL

400 South Meramec Ave.
314-854-6300

PATRICK FISHER, PRINCIPAL



WYDOWN
MIDDLE SCHOOL

6500 Wydown Blvd.
314-854-6400

DR. JAMIE JORDAN, PRINCIPAL



CLAYTON
HIGH SCHOOL

#1 Mark Twain Circle
314-854-6600

DR. DAN GUTCHEWSKY, PRINCIPAL



#2 Mark Twain Circle
Clayton, MO 63105-1613

Non-Profit
U.S. Postage
PAID
Permit No. 175
St. Louis, MO



**Educate.
Inspire.
Empower.**